

**Table 7.1 - Student Achievement**  
Use this table to supply data for Standard 7

You must provide results for each program, concentration, specialization, etc. accredited or to be accredited. **There must be a link on your business page website to this table. Place link here such as: <https://legacy.nau.edu/yuma/departments/business-administration/>**

**Student Achievement**

**Graduation by Program (2023)**

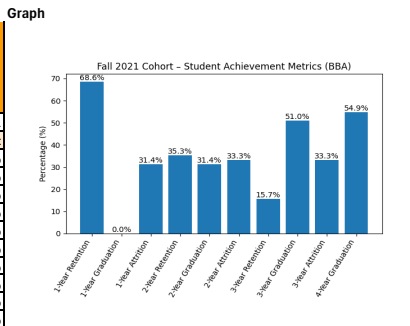
Program	Goal	Results	Graph						
BBA	≥ 40 graduates	47	<p>Graduates by Program - 2023</p> <table border="1"> <tr><th>Program</th><th>Number of Graduates</th></tr> <tr><td>BBA (UG)</td><td>47</td></tr> <tr><td>MGBA (Graduate)</td><td>4</td></tr> </table>	Program	Number of Graduates	BBA (UG)	47	MGBA (Graduate)	4
Program	Number of Graduates								
BBA (UG)	47								
MGBA (Graduate)	4								
MGBA	≥ 60% graduation rate	57.1% (4 students)							

**Student Achievement Measures**

Measure	Goal	Result	Graph						
Retention	≥ 80%	76.50%	<p>Retention Rate - Goal vs Actual (2023)</p> <table border="1"> <tr><th>Category</th><th>Percentage</th></tr> <tr><td>Goal</td><td>80.0%</td></tr> <tr><td>Actual</td><td>76.5%</td></tr> </table>	Category	Percentage	Goal	80.0%	Actual	76.5%
Category	Percentage								
Goal	80.0%								
Actual	76.5%								
Attrition	≤ 20%	16%	<p>Attrition Rate - Goal vs Actual (2023)</p> <table border="1"> <tr><th>Category</th><th>Percentage</th></tr> <tr><td>Goal</td><td>20.0%</td></tr> <tr><td>Actual</td><td>15.7%</td></tr> </table>	Category	Percentage	Goal	20.0%	Actual	15.7%
Category	Percentage								
Goal	20.0%								
Actual	15.7%								

**Business Administration (BBA)**

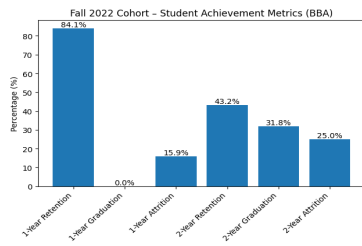
New Transfers (Full & Part-Time)	
Fall 2021 Cohort	
Headcount	51
Measure	Result
1-Year Retention	68.60%
1-Year Graduation	0.00%
1-Year Attrition	31.40%
2-Year Retention	35.30%
2-Year Graduation	31.40%
2-Year Attrition	33.30%
3-Year Retention	15.70%
3-Year Graduation	51.00%
3-Year Attrition	33.30%
4-Year Graduation	54.90%



**Interpretation**

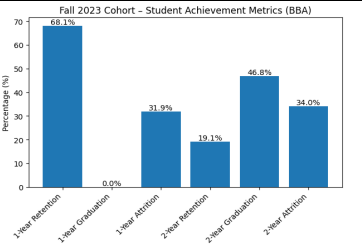
The Fall 2021 cohort demonstrates solid first-year retention at 68.6%, though early attrition remains notable at 31.4%. Graduation outcomes increase steadily over time, reaching 51.0% by year three and 54.9% by year four, indicating that students who persist beyond the first year have a strong likelihood of completing the program. Overall, attrition is concentrated primarily in the early stages of the program.

<b>Fall 2022 Cohort</b>	
Headcount	44
Measure	Result
1-Year Retention	84.10%
1-Year Graduation	0.00%
1-Year Attrition	15.90%
2-Year Retention	43.20%
2-Year Graduation	31.80%
2-Year Attrition	25.00%



The Fall 2022 cohort demonstrates strong first-year persistence, with an 84.1% retention rate and relatively low first-year attrition at 15.9%. By the second year, retention declines to 43.2%, while graduation increases to 31.8%, indicating that a portion of students are progressing toward completion rather than remaining enrolled. Overall, early retention performance is strong, with attrition remaining moderate in the first two years.

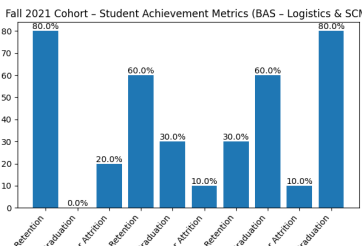
<b>Fall 2023 Cohort</b>	
Headcount	47
Measure	Result
1-Year Retention	68.10%
1-Year Graduation	0.00%
1-Year Attrition	31.90%
2-Year Retention	19.10%
2-Year Graduation	46.80%
2-Year Attrition	34.00%



The Fall 2023 cohort shows moderate first-year retention at 68.1%, with 31.9% attrition during the first year. By the second year, retention declines to 19.1%, while graduation increases significantly to 46.8%, indicating that nearly half of the cohort progressed toward completion within two years. Attrition at the second-year mark is 34.0%, suggesting that student departure remains concentrated in the early stages of the program.

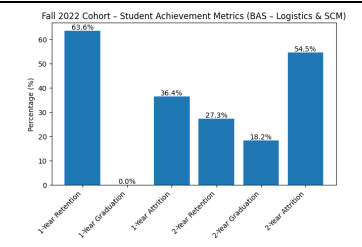
### Bachelor in Applied Science – Logistics & Supply Chain Management (BAS)

<b>New Transfers (Full &amp; Part-Time)</b>	
<b>Fall 2021 Cohort</b>	
Headcount	10
Measure	Result
1-Year Retention	80.00%
1-Year Graduation	0.00%
1-Year Attrition	20.00%
2-Year Retention	60.00%
2-Year Graduation	30.00%
2-Year Attrition	10.00%
3-Year Retention	30.00%
3-Year Graduation	60.00%
3-Year Attrition	10.00%
4-Year Graduation	80.00%



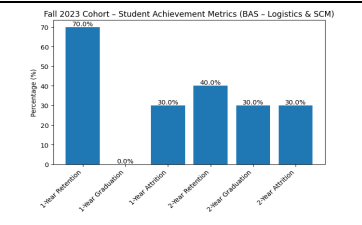
The Fall 2021 BAS cohort demonstrates strong early persistence, with an 80.0% first-year retention rate and limited first-year attrition (20.0%). Retention remains relatively solid into the second year (60.0%), while graduation increases over time, reaching 60.0% by year three and 80.0% by year four. Attrition remains comparatively low beyond the first year, indicating that students who persist early in the program show a high likelihood of successful completion.

<b>Fall 2022 Cohort</b>	
Headcount	11
Measure	Result
1-Year Retention	63.60%
1-Year Graduation	0.00%
1-Year Attrition	36.40%
2-Year Retention	27.30%
2-Year Graduation	18.20%
2-Year Attrition	54.50%



The Fall 2022 BAS cohort shows moderate first-year persistence, with a 63.6% retention rate and 36.4% attrition in the first year. By the second year, retention declines to 27.3%, while graduation reaches 18.2%. Attrition increases to 54.5% by year two, indicating that student departure is concentrated within the first two years of the program.

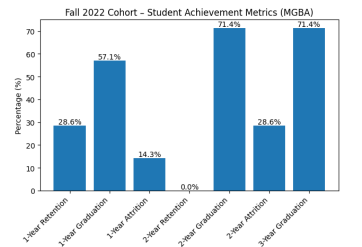
<b>Fall 2023 Cohort</b>	
Headcount	10
Measure	Result
1-Year Retention	70.00%
1-Year Graduation	0.00%
1-Year Attrition	30.00%
2-Year Retention	40.00%
2-Year Graduation	30.00%
2-Year Attrition	30.00%



The Fall 2023 BAS cohort demonstrates solid first-year persistence, with a 70.0% retention rate and 30.0% attrition. By the second year, retention decreases to 40.0%, while graduation reaches 30.0%, indicating steady academic progression among continuing students. Attrition remains consistent at 30.0% in year two, suggesting that student departure is primarily concentrated within the first year of enrollment.

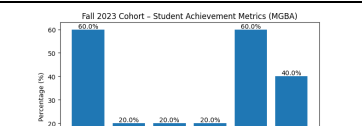
### Global Business Administration (MGBA)

<b>New Masters (Full &amp; Part-Time)</b>	
<b>Fall 2022 Cohort</b>	
Headcount	7
Measure	Result
1-Year Retention	28.60%
1-Year Graduation	57.10%
1-Year Attrition	14.30%
2-Year Retention	0.00%
2-Year Graduation	71.40%
2-Year Attrition	28.60%
3-Year Graduation	71.40%



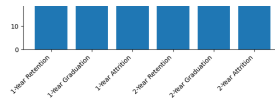
The Fall 2022 MGBA cohort shows strong early completion outcomes, with a 57.1% graduation rate in the first year and a 71.4% cumulative graduation rate by year two, which remains stable through year three. First-year retention is 28.6%, while attrition is relatively low at 14.3%. By the second year, graduation becomes the dominant outcome, indicating that most students complete the program within two years rather than persisting without graduating.

<b>Fall 2023 Cohort</b>	
Headcount	5
Measure	Result
1-Year Retention	60.0%
1-Year Graduation	20.0%
1-Year Attrition	20.0%
2-Year Retention	20.0%
2-Year Graduation	60.0%
2-Year Attrition	40.0%



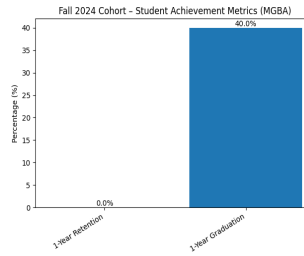
The Fall 2023 MGBA cohort shows strong first-year persistence at 60.0%, with 20.0% graduation and 20.0% attrition during the first year. By the second year, cumulative graduation increases significantly to 60.0%, while retention declines to 20.0% and attrition rises to 40.0%. The data suggests that most

1-Year Retention	60.00%
1-Year Graduation	20.00%
1-Year Attrition	20.00%
2-Year Retention	20.00%
2-Year Graduation	60.00%
2-Year Attrition	40.00%



to 60.0%, while retention declines to 20.0% and attrition rises to 40.0%. The data suggests that most students either complete the program within two years or exit during the early stages of enrollment.

<b>Fall 2024 Cohort</b>	
Headcount	5
Measure	Result
1-Year Retention	0.00%
1-Year Graduation	40.00%



The Fall 2024 MGBA cohort shows no first-year retention (0.0%), while 40.0% of the cohort graduated within the first year. This indicates that students either completed the program within one year or did not persist beyond that timeframe. Because this is a recent cohort (Headcount = 5), longer-term retention and graduation outcomes are not yet available.

**Evidence:** Std 007 Ev 001 ACBSP Data Summary from SPIRA      **Note:** This document provides validated cohort-based data extracted directly from the university's SPIRA institutional reporting system