

NAU Site Authorization

Guidance for Site Authorization

Designer

Select *Designer*

Welcome to IRBNet
Rachel Anderson

Submission Manager

Agendas and Minutes

My Projects

Create New Project

My Reminders (1010)

Project Administration

Project Overview

Designer

Share this Project

Sign this Package

Submit this Package

Delete this Package

Send Project Mail

Project History

Messages & Alerts

Other Tools

Track Training (18) (235)

Forms and Templates

Library Manager

Project Overview

[931836-1] Creating a New Project in IRBNet.

You have Full access to this project. (Edit)

| |
|---|
| Research Institution Northern Arizona University (NAU), Flagstaff, AZ |
| Title Creating a New Project in IRBNet. |
| Principal Investigator Researcher, Ima |

The documents for this project can be accessed from the [Designer](#).

Project Status as of: 02/02/2017

| Reviewing Board | Initial Approval Date | Project Status | Expiration Date |
|---|-----------------------|----------------|-----------------|
| There is no Project Status information to display as of 02/02/2017. | | | |

Package 931836-1 is: **Work in progress** Package 1 of 1 | Jump


| Submitted To | Submission Date | Submission Type | Board Action | Effective Date |
|--------------------------------------|-----------------|-----------------|--------------|----------------|
| This package has not been submitted. | | | | |

Shared with the following users:

| User | Organization | Access Type |
|------------------|--|-------------|
| Anderson, Rachel | Northern Arizona University (NAU), Flagstaff, AZ | Full |



Designer

Package: ▼ 866603-2 Work in progress (Not submitted)

 Click to add a package description or notes.

Step 1: [Hide Form Libraries](#)
Download blank forms, document templates and reference materials to assist you in assembling your document package.

Select a Library: Northern Arizona University IRB, Flagstaff, AZ ▼

Select a Document:  Site Authorization (Protocol) ▼  Download

Step 2:
Assemble your document package here. You can add new project documents, revise existing project documents while maintaining version history, and link your project team's Training & Credentials to your package. [Learn more](#)

Documents in this Package:

There are no documents in this package.

There are no Training & Credentials records linked to this package. [View All Links](#) | [Link / Un-Link Training Records](#)

Start a Wizard

OR

Attach New Document

(When should I do this?)

1. Select **Site Authorization (Protocol)** from the dropdown menu.
2. Select **Download**.

(The document can also be accessed by clicking the “**Forms and Templates**” tab to the left.)

Designer

Package: ▼ 866603-2 Work in progress (Not submitted)



[Click to add a package description or notes.](#)

Step 1:

[Hide Form Libraries](#)

Download blank forms, document templates and reference materials to assist you in assembling your document package.

Select a Library:

Northern Arizona University IRB, Flagstaff, AZ ▼

Select a Document:

Site Authorization (Protocol) ▼

Download

Step 2:

Assemble your document package here. You can add new project documents, revise existing project documents while maintaining version history, and link your project team's Training & Credentials to your package. [Learn more](#)

Documents in this Package:

There are no documents in this package.

There are no Training & Credentials records linked to this package. [View All Links](#) [Link / Un-Link Training Records](#)

Start a Wizard

OR

Attach New Document



[Should I do this?](#)

Once you have completed the document, upload it to your package by selecting **Attach New Document** and selecting the file on your computer.

Designer

Package: ▼ 866603-2 Work in progress (Not submitted)



[Click to add a package description or notes.](#)

Step 1:

[Hide Form Libraries](#) |

Download blank forms, document templates and reference materials to assist you in assembling your document package.


















Select a Library: Northern Arizona University IRB, Flagstaff, AZ ▼

Select a Document: 1 Instructions for students ▼ [Download](#)

Step 2:

Assemble your document package here. You can add new project documents, revise existing project documents while maintaining version history, and link your project team's Training & Credentials to your package. | [Learn more](#) |

Documents in this Package:

| Document Type | Description | Last Modified | |
|---|---|------------------------|---|
| ▼ (please select)  | 16-0300 Site Authorization v2016-03.doc | 06/16/2017 06:17 PM |     |
| ▼ Consent Form | Approved Informed Consent.docx | 06/16/2017 06:20 PM |     |
| ▼ Letter | Approval Letter.docx | 06/16/2017 06:20 PM |     |
| ▼ Protocol | Application.docx | 06/16/2017 06:20 PM |     |

There are no Training & Credentials records linked to this package. | [View All Links](#) | [Link / Un-Link Training Records](#) |

[Start a Wizard](#)

OR

[Attach New Document](#)

[\(When should I do this?\)](#)

Select the appropriate document type from the dropdown menu.

The correct document type is
Letter