

Creating a New Package

Guidance for creating a new package within a project

Create a New Package

Select *Create a New Package*

Welcome to IRBNet
Rachel Anderson

Submission Manager

Agendas and Minutes

My Projects

Create New Project

▼ My Reminders (1760)

Project Administration

Project Overview

Designer

Share this Project

Sign this Package

Submit this Package

Delete this Package

Send Project Mail

Reviews

Project History

Create a New Package

🔔 Messages & Alerts (2)

Other Tools

Track Training (43) (325)

Forms and Templates

Library Manager

Project Overview

[866603-1] Creating a New Project in IRBNet

You have Full access to this project. ([\(f.dit\)](#))

Research Institution Northern Arizona University (NAU), Flagstaff, AZ

Title Creating a New Project in IRBNet

Principal Investigator ML, Chris, MS

Keywords New Project

Sponsor NIH

The documents for this project can be accessed from the [Designer](#).

Project Status as of: 05/31/2017

Reviewing Board	Initial Approval Date	Project Status	Expiration Date
Northern Arizona University IRB, Flagstaff, AZ	02/05/2016	Active	

Package 866603-1 is: Locked ⏮ Package 1 of 1 ⏭ | Jump ▼ |

Submitted To	Submission Date	Submission Type	Board Action	Effective Date	
Northern Arizona University IRB, Flagstaff, AZ	02/05/2016	New Project	Approved	02/05/2016	Review Details View Workspace

Shared with the following users:

User	Organization	Access Type
Anderson, Rachel	Northern Arizona University (NAU), Flagstaff, AZ	Full
IRB Office, Nau	Northern Arizona University (NAU), Flagstaff, AZ	Full
Irb, University of Arizona	Northern Arizona University (NAU), Flagstaff, AZ	Full
Melton-Lopez, Christine	Northern Arizona University (NAU), Flagstaff, AZ	Full

Designer

Designer

[866603] Creating a New Project in IRBNet

Package: ▼ 866603-2 Work in progress (Not submitted)



[Click to add a package description or notes.](#)

[Need Forms? Show Form Libraries](#) |

Assemble your document package here. You can add new project documents, revise existing project documents while maintaining version history, and link your project team's Training & Credentials to your package. | [Learn more](#) |

Documents in this Package:

There are no documents in this package.










There are no Training & Credentials records linked to this package. | [View All Links](#) | [Link / Un-Link Training Records](#) |

Start a Wizard

Attach New Document

[\(When should I do this?\)](#)

Documents from Previous Packages that you can Revise: [\(When should I do this?\)](#)

Pkg #	Document Type	Description	Last Modified	Submission Date	
1	Advertisement	Recruitment Script	02/05/2016 01:56 PM	02/05/2016	  
1	Consent Form	Consent Adult v2016-02-04	02/05/2016 01:32 PM	02/05/2016	  
1	Data Collection	Quality of Life Survey	02/05/2016 01:33 PM	02/05/2016	  

1. The package you are working in is listed at the top of the page.
2. To upload documents, select **Attach New Document**.
3. Documents in previous packages are listed at the bottom of the page.