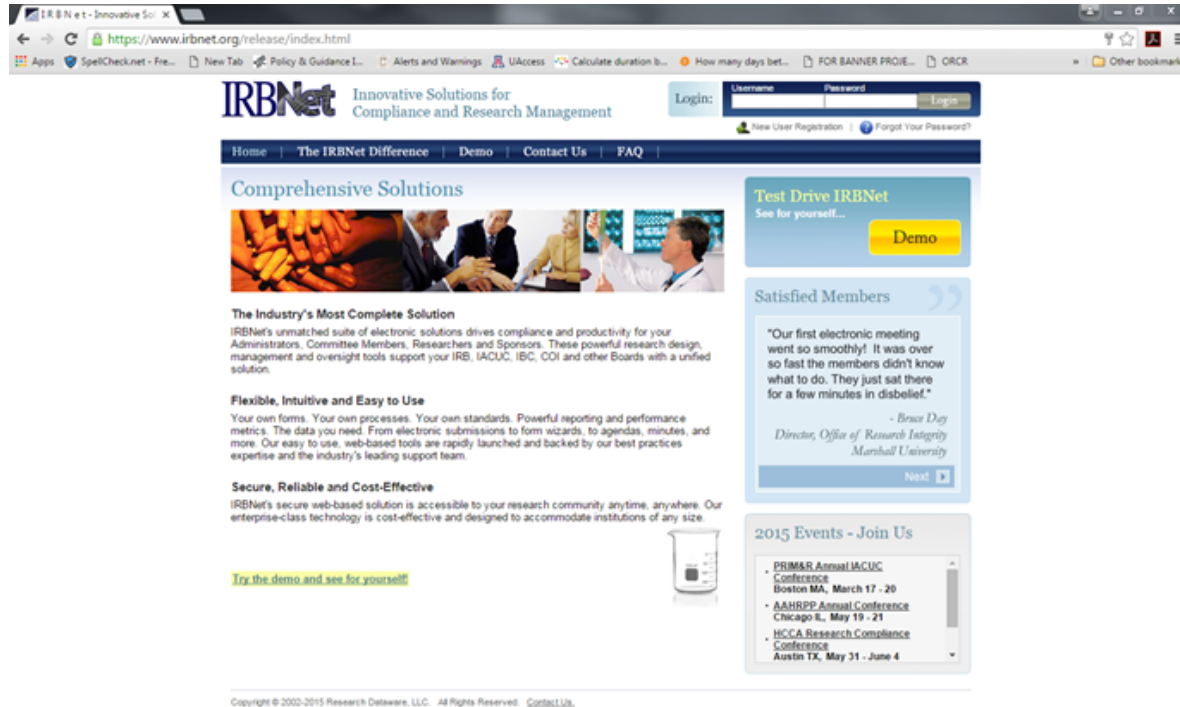


IRBNet Registration

Guidance for creating a new IRBNet account

Go to the IRBNet website

Website address: <https://www.irbnet.org/release/index.html>



The screenshot shows the IRBNet website homepage. The browser address bar displays <https://www.irbnet.org/release/index.html>. The website header includes the IRBNet logo, the tagline "Innovative Solutions for Compliance and Research Management", and a login section with fields for "Username" and "Password". Below the header is a navigation menu with links: Home, The IRBNet Difference, Demo, Contact Us, and FAQ. The main content area features a large image of people in a meeting, followed by the heading "Comprehensive Solutions". Below this, three key benefits are listed: "The Industry's Most Complete Solution", "Flexible, Intuitive and Easy to Use", and "Secure, Reliable and Cost-Effective". A yellow button labeled "Try the demo and see for yourself" is positioned below the text. To the right, there is a "Test Drive IRBNet" section with a "Demo" button, a "Satisfied Members" section featuring a quote from Brian Day, Director of Research Integrity at Marshall University, and a "2015 Events - Join Us" section listing three conferences: PRIM&R Annual IACUC Conference (March 17-20), AAHRPP Annual Conference (May 19-21), and HCCA Research Compliance Conference (May 31 - June 4).

IRBNet Innovative Solutions for Compliance and Research Management

Home | The IRBNet Difference | Demo | Contact Us | FAQ

Comprehensive Solutions

The Industry's Most Complete Solution
IRBNet's unmatched suite of electronic solutions drives compliance and productivity for your Administrators, Committee Members, Researchers and Sponsors. These powerful research design, management and oversight tools support your IRB, IACUC, IBC, COI and other Boards with a unified solution.

Flexible, Intuitive and Easy to Use
Your own forms. Your own processes. Your own standards. Powerful reporting and performance metrics. The data you need. From electronic submissions to form wizards, to agendas, minutes, and more. Our easy to use, web-based tools are rapidly launched and backed by our best practices expertise and the industry's leading support team.

Secure, Reliable and Cost-Effective
IRBNet's secure web-based solution is accessible to your research community anytime, anywhere. Our enterprise-class technology is cost-effective and designed to accommodate institutions of any size.

[Try the demo and see for yourself](#)

Test Drive IRBNet
See for yourself... [Demo](#)

Satisfied Members

"Our first electronic meeting went so smoothly! It was over so fast the members didn't know what to do. They just sat there for a few minutes in disbelief."
- Brian Day
Director, Office of Research Integrity
Marshall University
[Next](#)

2015 Events - Join Us

- PRIM&R Annual IACUC Conference
Boston MA, March 17 - 20
- AAHRPP Annual Conference
Chicago IL, May 19 - 21
- HCCA Research Compliance Conference
Austin TX, May 31 - June 4

Copyright © 2000-2015 Research Dataware, LLC. All Rights Reserved. [Contact Us](#)

Click “New User Registration” to begin the sign-up process.

The screenshot shows the IRBNet website in a web browser. The browser's address bar displays <https://www.irbnet.org/release/index.html>. The website header includes the IRBNet logo and the tagline "Innovative Solutions for Compliance and Research Management". A login form with fields for "Username" and "Password" is visible, along with a "Login" button. A red arrow points to the "New User Registration" link, which is located next to the "Forgot Your Password?" link. The main content area features a navigation bar with links to "Home", "The IRBNet Difference", "Demo", "Contact Us", and "FAQ". Below the navigation bar, there is a section titled "Comprehensive Solutions" with a large image of people in a meeting. To the right of this section is a "Test Drive IRBNet" box with a "Demo" button. Below the "Comprehensive Solutions" section, there are three columns of text: "The Industry's Most Complete Solution", "Flexible, Intuitive and Easy to Use", and "Secure, Reliable and Cost-Effective". To the right of these columns is a "Satisfied Members" section featuring a quote from Bruce Day, Director of Research Integrity at Marshall University. Below the "Satisfied Members" section is a "2015 Events - Join Us" section with a list of upcoming conferences: PRIM&R Annual IACUC Conference (Boston MA, March 17 - 20), AAHRPP Annual Conference (Chicago IL, May 19 - 21), and HCCA Research Compliance Conference (Austin TX, May 31 - June 4). At the bottom of the page, there is a copyright notice: "Copyright © 2002-2015 Research Database, LLC. All Rights Reserved. Contact Us."


IRBNet Innovative Solutions for Compliance and Research Management

Login: Username Password Login

New User Registration | Forgot Your Password?

Home | The IRBNet Difference | Demo | Contact Us | FAQ

Comprehensive Solutions



The Industry's Most Complete Solution
IRBNet's unmatched suite of electronic solutions drives compliance and productivity for your Administrators, Committee Members, Researchers and Sponsors. These powerful research design, management and oversight tools support your IRB, IACUC, IBC, COI and other Boards with a unified solution.

Flexible, Intuitive and Easy to Use
Your own forms. Your own processes. Your own standards. Powerful reporting and performance metrics. The data you need. From electronic submissions to form wizards, to agendas, minutes, and more. Our easy to use, web-based tools are rapidly launched and backed by our best practices expertise and the industry's leading support team.

Secure, Reliable and Cost-Effective
IRBNet's secure web-based solution is accessible to your research community anytime, anywhere. Our enterprise-class technology is cost-effective and designed to accommodate institutions of any size.

[Try the demo and see for yourself](#)

Test Drive IRBNet
See for yourself...
[Demo](#)

Satisfied Members

"Our first electronic meeting went so smoothly! It was over so fast the members didn't know what to do. They just sat there for a few minutes in disbelief."

- Bruce Day
Director, Office of Research Integrity
Marshall University

[Next](#)



2015 Events - Join Us

- PRIM&R Annual IACUC Conference
Boston MA, March 17 - 20
- AAHRPP Annual Conference
Chicago IL, May 19 - 21
- HCCA Research Compliance Conference
Austin TX, May 31 - June 4

Copyright © 2002-2015 Research Database, LLC. All Rights Reserved. [Contact Us](#)

New User Account information

Fill out as directed



Registration

New User Account Information

All users must be REGISTERED to access IRBNet. Registration is free.

The first step is to enter your basic account information and create your IRBNet Username and Password.

First Name *

Last Name *

Username *

Password *

Confirm Password *

Password Hint

* required fields

IRBNet: Individual User Terms of Use

Select ***Accept***

IRBNet: Individual User Terms of Use

To register on IRBNet, you must read and agree to these Terms of Use, including any future amendments (collectively, the "Agreement").

1. Acceptance of Terms.

This Agreement governs your participation as an individual user of IRBNet. IRBNet is a service provided by Research Dataware, LLC and both the company and service name are used interchangeably in this Agreement. In addition, when using particular IRBNet owned or operated services, you shall be subject to any posted guidelines or rules applicable to such services which may be posted from time to time. All such guidelines or rules are hereby incorporated by reference into this Agreement. IRBNet may also offer other services that are governed by different Terms of Use.


If this Agreement or any future changes are unacceptable to you, your sole remedy is to terminate your use of the Service. If you do not accept and abide by this Agreement, you may not use the services offered by IRBNet. By accessing or using the Service, you confirm your acceptance of, and agree to be bound by, this Agreement and any future changes to this Agreement. You agree to use the Service only in accordance with this Agreement. Nothing in this Agreement shall be deemed to confer any third party rights or benefits.

2. Modification of Terms.

Although we may attempt to notify you via your submitted e-mail address when major changes to the Agreement are made, you should visit this page periodically to review these terms. IRBNet may, in its sole discretion, modify or revise these terms and conditions and policies at any time without notice to you, and you agree to be bound by such modifications or revisions.

3. Description of Service.

IRBNet is a web based application (the "Service"). You understand and agree that the Service may



Affiliation

Add Affiliation

Specify the organization with which you are affiliated. If you are affiliated with more than one organization, you may add additional affiliations after you complete the registration process by logging in to IRBNet and accessing your User Profile.

The screenshot shows the 'Add Affiliation' form. A red arrow points to the 'Search for an organization' text input field, which contains 'Northern Arizona University'. Another red arrow points to the 'Search' button. A third red arrow points to the 'Display' button. Below these, a red arrow points to the 'Organization types to display' section, which includes checkboxes for 'Research Institutions' (checked), 'Boards', and 'Sponsors'. A fourth red arrow points to the dropdown menu showing 'Northern Arizona University (NAU), Flagstaff, AZ'. Below the dropdown is the label 'Your Organization *'. At the bottom, a red arrow points to the 'Continue' button. A note at the bottom states: 'If you do not see your organization listed you may add a new organization.' A legend at the bottom left indicates that '*' denotes required fields.

Search for an organization Northern Arizona University Search Clear

Organization types to display ☒ Research Institutions ☐ Boards ☐ Sponsors Display

Northern Arizona University (NAU), Flagstaff, AZ

Your Organization *

If you do not see your organization listed you may add a new organization.

Continue Cancel

* required fields

Under ***Search for an Organization***, type “***Northern Arizona University***” and select ***Search***.

You will then need to select ***Northern Arizona University (NAU), Flagstaff, AZ***.


Finally, you will select ***Continue***.

Contact Information

Proceed as directed and select ***Continue***.

Your Contact Information

Specify your contact information at Northern Arizona University (NAU), Flagstaff, AZ. The email address that you specify will be used for communications related to Northern Arizona University (NAU) projects.

Telephone Number *	<input type="text" value="555"/> - <input type="text" value="555"/> - <input type="text" value="5555"/> ext. <input type="text"/>
Fax Number	<input type="text"/> - <input type="text"/> - <input type="text"/> ext. <input type="text"/>
Email *	<input type="text" value="cml@nau.edu"/>
Verify Email *	<input type="text" value="cml@nau.edu"/>
	 <input type="button" value="Continue"/> <input type="button" value="Cancel"/>

* required fields


Confirm Registration

Select *Register*

Registration

Confirm Registration Information

Please review your information and click "Register" to complete the registration process. After you have registered, you may update your account information, and add or update affiliations at any time by logging in to IRBNet and accessing your User Profile.



Registration Complete


Select *Continue*

Registration is Complete

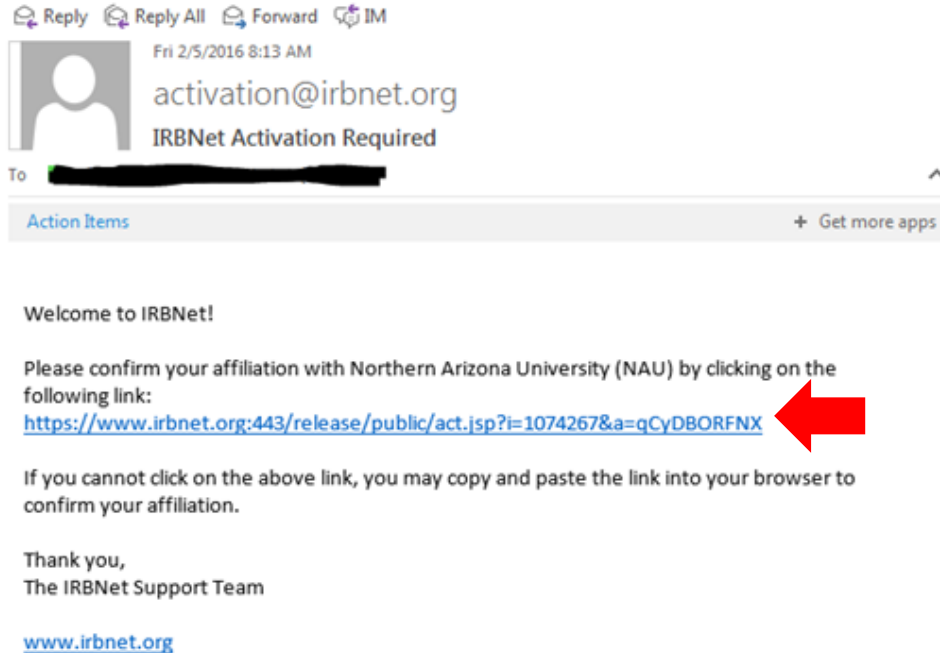
An activation email has been sent to your contact email address. You must click on the activation link within the email to activate your account.

Having trouble receiving your activation email from IRBNet? Try the following:

1. Check your spam box to make sure important IRBNet emails aren't getting accidentally filtered.
2. Make sure to whitelist all emails coming from irbnet.org to assure you receive them properly.
3. Request a new activation email by logging in to IRBNet and clicking on the "Send me an activation email" link within your User Profile.
4. Contact the IRBNet Coordinator at your local Research Office who can provide additional helpful information and can assist you in registering your account.



Confirm Your Account

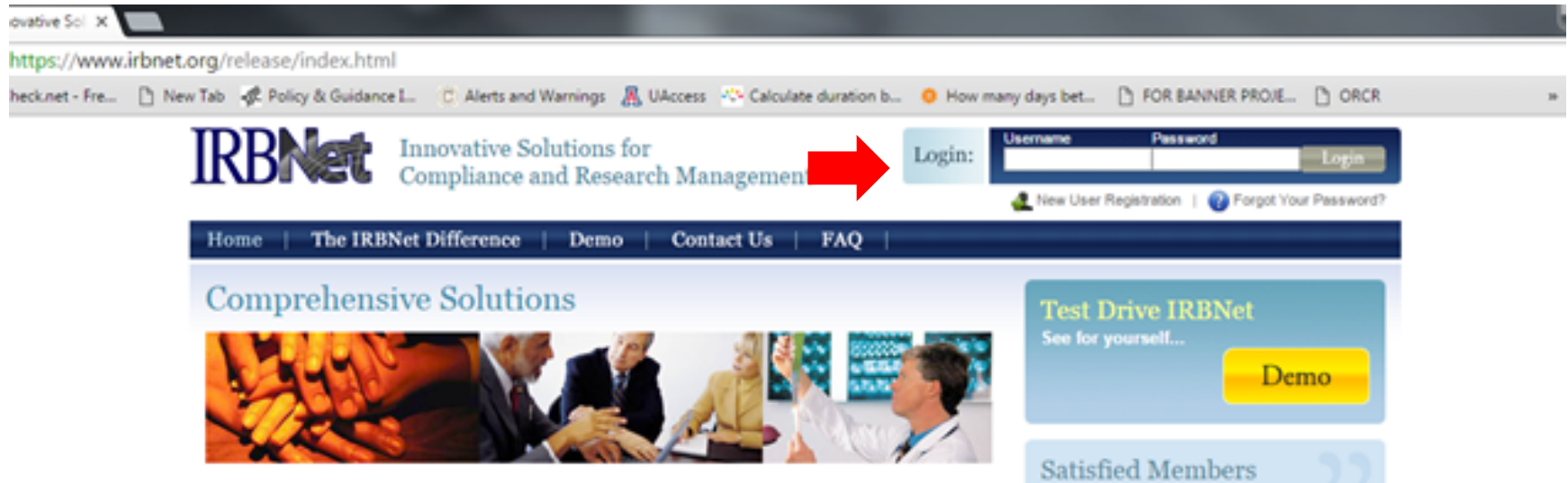


You should receive an email from IRBNet asking you to activate your account.

Select the link provided in your email.

Log into IRBNet

The link will take you to the Login page. Enter your Username and Password and select Login.



You are now registered with IRBNet

USER PROFILE

LOGOUT



Welcome to IRBNet
Christine Melton-Lopez

My Projects

Create New Project

♥ My Reminders

Other Tools

Forms and Templates

My Projects

Your "My Projects" workspace shows projects that you have created and projects that have been shared with you by other users on the National Research Network. Use Reminders, Tags and Archiving to help organize your workspace and keep it running smoothly. ([Learn More](#))

Search:

Search By Tag:

Search

Clear

0 - 0 of 0

10

Create and Manage Tags

Show Archived Projects (0)

Project Status View

IRBNet ID	Project Title	Principal Investigator	Submission Type	Board Action	Effective Date	
There are no projects to display.						

0 - 0 of 0

10