

**Santa Cruz County Workforce Data by Sector (Not Seasonally Adjusted)**

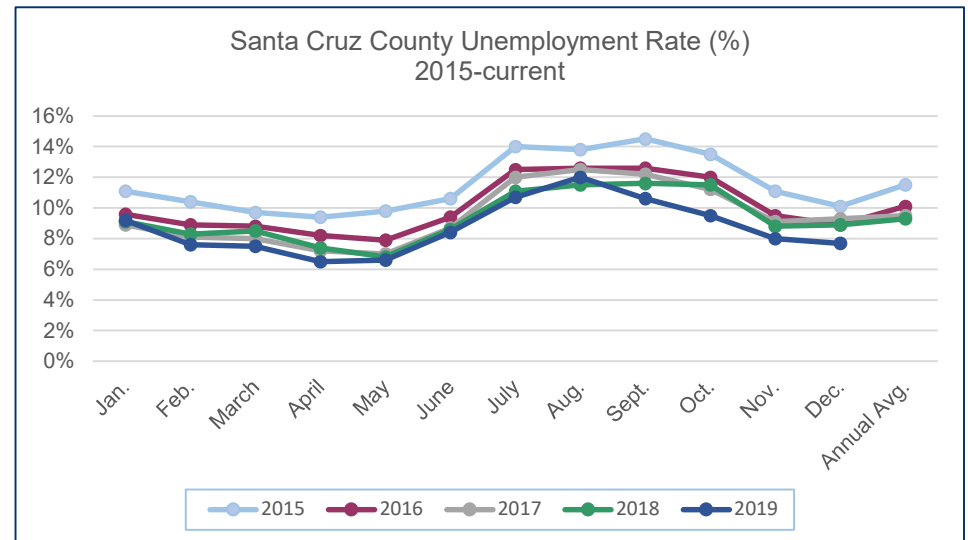
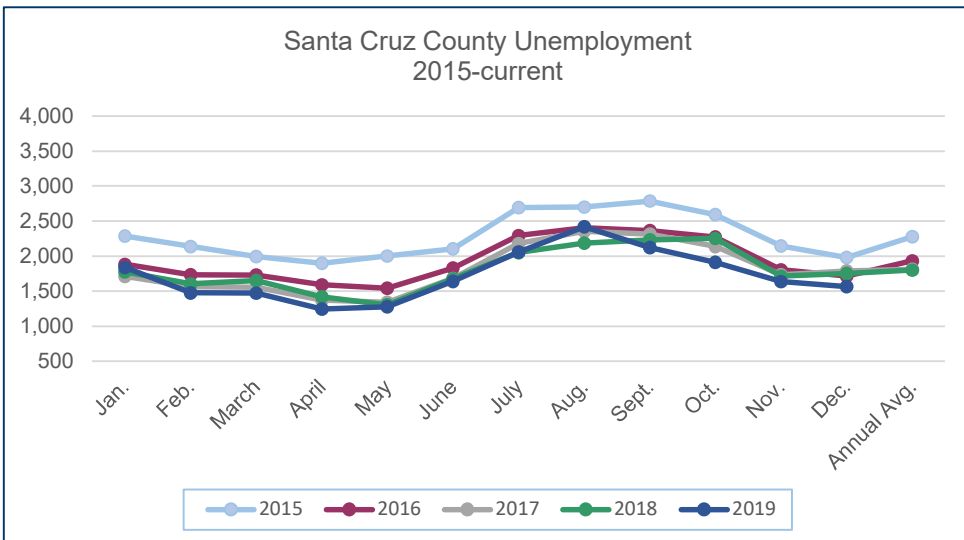
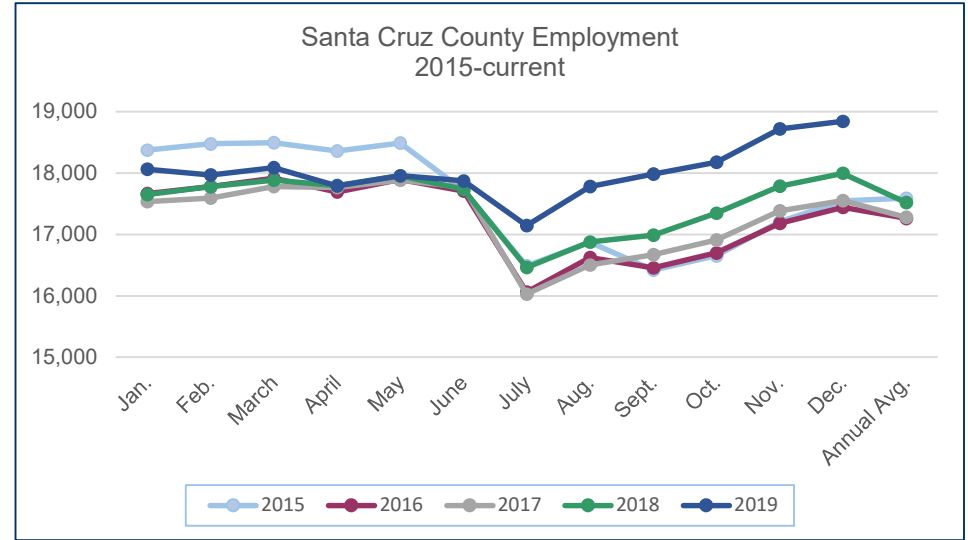
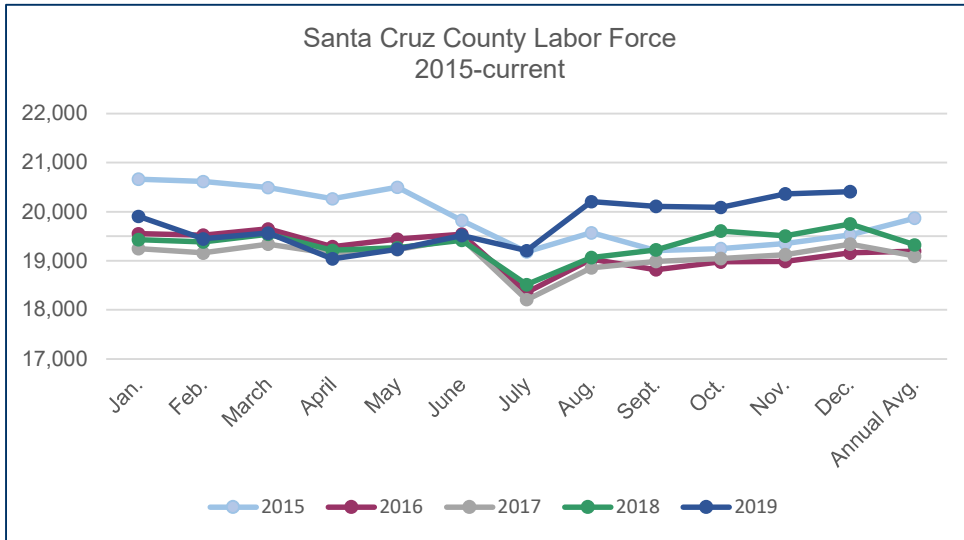
<b>2019</b>	<b>Jan.</b>	<b>Feb.</b>	<b>March</b>	<b>April</b>	<b>May</b>	<b>June</b>	<b>July</b>	<b>Aug.</b>	<b>Sept.</b>	<b>Oct.</b>	<b>Nov.</b>	<b>Dec.</b>	<b>Annual Avg.</b>
Total Nonfarm	13,225	13,275	13,275	13,250	13,250	12,825	12,100	12,950	12,925	13,175	13,650	13,850	13,150
Total Private	9,550	9,575	9,575	9,550	9,550	9,275	8,725	8,725	8,725	8,975	9,450	9,650	9,275
Goods Producing	800	800	800	800	800	775	775	825	825	825	850	850	800
Service-Providing	12,425	12,475	12,475	12,450	12,450	12,050	11,325	12,125	12,100	12,350	12,800	13,000	12,350
Private Service-Providing	8,750	8,775	8,775	8,750	8,750	8,500	7,950	7,900	7,900	8,150	8,600	8,800	8,475
Trade, Transportation, and Utilities	5,700	5,700	5,675	5,650	5,700	5,550	5,050	4,950	4,950	5,125	5,525	5,725	5,450
Other Private Service-Providing	3,050	3,075	3,100	3,100	3,050	2,950	2,900	2,950	2,950	3,025	3,075	3,075	3,025
Government	3,675	3,700	3,700	3,700	3,700	3,550	3,375	4,225	4,200	4,200	4,200	4,200	3,875
Federal Government	1,600	1,600	1,600	1,600	1,600	1,600	1,625	1,625	1,600	1,600	1,600	1,600	1,600
State and Local Government	2,075	2,100	2,100	2,100	2,100	1,950	1,750	2,600	2,600	2,600	2,600	2,600	2,275

**Santa Cruz County Workforce Data (Not Seasonally Adjusted)**

<b>Labor Force</b>	<b>Jan.</b>	<b>Feb.</b>	<b>March</b>	<b>April</b>	<b>May</b>	<b>June</b>	<b>July</b>	<b>Aug.</b>	<b>Sept.</b>	<b>Oct.</b>	<b>Nov.</b>	<b>Dec.</b>	<b>Annual Avg.</b>
2015	20,660	20,616	20,492	20,261	20,494	19,823	19,181	19,572	19,207	19,248	19,352	19,531	19,869
2016	19,553	19,520	19,648	19,286	19,440	19,540	18,351	19,031	18,821	18,974	18,988	19,156	19,192
2017	19,247	19,157	19,340	19,139	19,229	19,452	18,206	18,855	18,987	19,046	19,122	19,343	19,094
2018	19,427	19,381	19,541	19,214	19,266	19,414	18,513	19,063	19,224	19,602	19,506	19,751	19,325
2019	19,903	19,448	19,564	19,040	19,234	19,514	19,205	20,204	20,107	20,087	20,361	20,410	
<b>Employment</b>	<b>Jan.</b>	<b>Feb.</b>	<b>March</b>	<b>April</b>	<b>May</b>	<b>June</b>	<b>July</b>	<b>Aug.</b>	<b>Sept.</b>	<b>Oct.</b>	<b>Nov.</b>	<b>Dec.</b>	<b>Annual Avg.</b>
2015	18,374	18,479	18,498	18,361	18,490	17,718	16,488	16,872	16,421	16,653	17,205	17,549	17,592
2016	17,668	17,785	17,916	17,696	17,898	17,709	16,058	16,624	16,456	16,699	17,181	17,442	17,261
2017	17,536	17,596	17,785	17,763	17,886	17,768	16,026	16,501	16,672	16,908	17,386	17,553	17,282
2018	17,651	17,777	17,887	17,796	17,959	17,735	16,462	16,875	16,991	17,347	17,789	17,997	17,522
2019	18,063	17,973	18,090	17,794	17,956	17,874	17,145	17,784	17,985	18,176	18,722	18,843	
<b>Unemployment</b>	<b>Jan.</b>	<b>Feb.</b>	<b>March</b>	<b>April</b>	<b>May</b>	<b>June</b>	<b>July</b>	<b>Aug.</b>	<b>Sept.</b>	<b>Oct.</b>	<b>Nov.</b>	<b>Dec.</b>	<b>Annual Avg.</b>
2015	2,286	2,137	1,994	1,900	2,004	2,105	2,693	2,700	2,786	2,595	2,147	1,982	2,277
2016	1,885	1,735	1,732	1,590	1,542	1,831	2,293	2,407	2,365	2,275	1,807	1,714	1,931
2017	1,711	1,561	1,555	1,376	1,343	1,684	2,180	2,354	2,315	2,138	1,736	1,790	1,812
2018	1,776	1,604	1,654	1,418	1,307	1,679	2,051	2,188	2,233	2,255	1,717	1,754	1,803
2019	1,840	1,475	1,474	1,246	1,278	1,640	2,060	2,420	2,122	1,911	1,639	1,567	
<b>Unemployment Rate</b>	<b>Jan.</b>	<b>Feb.</b>	<b>March</b>	<b>April</b>	<b>May</b>	<b>June</b>	<b>July</b>	<b>Aug.</b>	<b>Sept.</b>	<b>Oct.</b>	<b>Nov.</b>	<b>Dec.</b>	<b>Annual Avg.</b>
2015	11.1%	10.4%	9.7%	9.4%	9.8%	10.6%	14.0%	13.8%	14.5%	13.5%	11.1%	10.1%	11.5%
2016	9.6%	8.9%	8.8%	8.2%	7.9%	9.4%	12.5%	12.6%	12.6%	12.0%	9.5%	8.9%	10.1%
2017	8.9%	8.1%	8.0%	7.2%	7.0%	8.7%	12.0%	12.5%	12.2%	11.2%	9.1%	9.3%	9.5%
2018	9.1%	8.3%	8.5%	7.4%	6.8%	8.6%	11.1%	11.5%	11.6%	11.5%	8.8%	8.9%	9.3%
2019	9.2%	7.6%	7.5%	6.5%	6.6%	8.4%	10.7%	12.0%	10.6%	9.5%	8.0%	7.7%	

Source: <https://laborstats.az.gov/local-area-unemployment-statistics>

Revised: July 2019



Source: <https://laborstats.az.gov/local-area-unemployment-statistics>. If you require an accessible version of this document, please contact us at [Tourism.Research@nau.edu](mailto:Tourism.Research@nau.edu)