

**Navajo County Workforce Data by Sector (Not Seasonally Adjusted)**

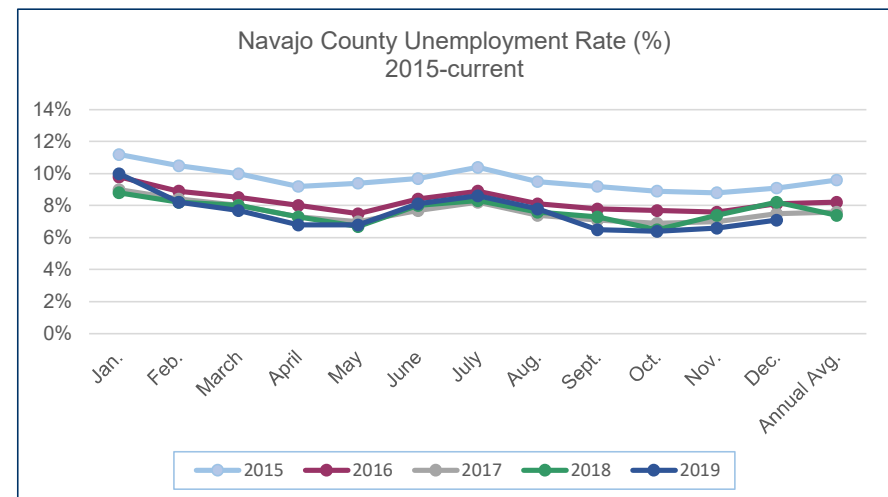
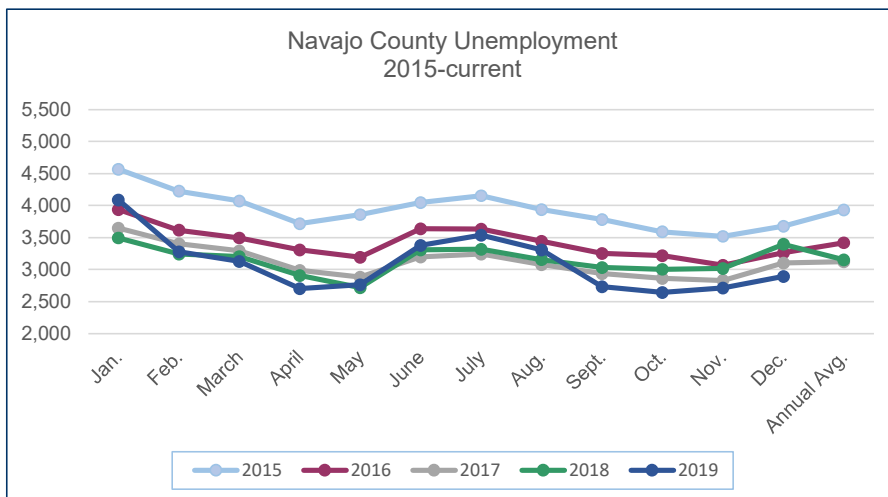
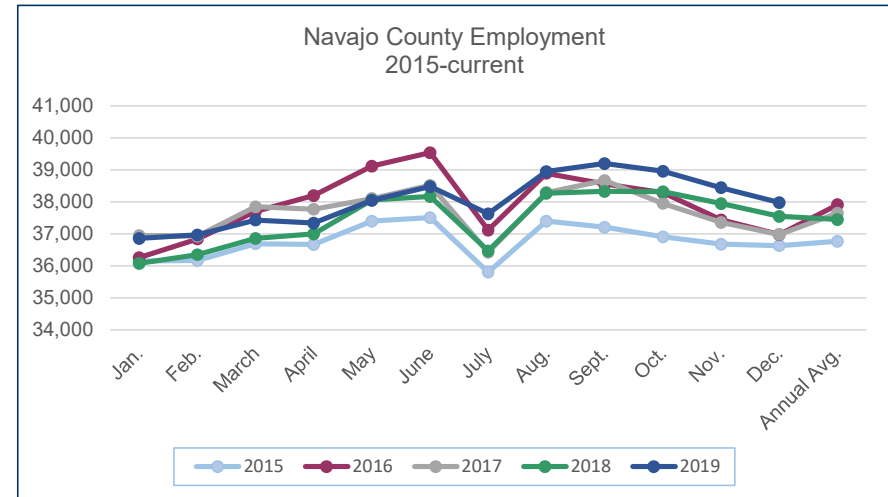
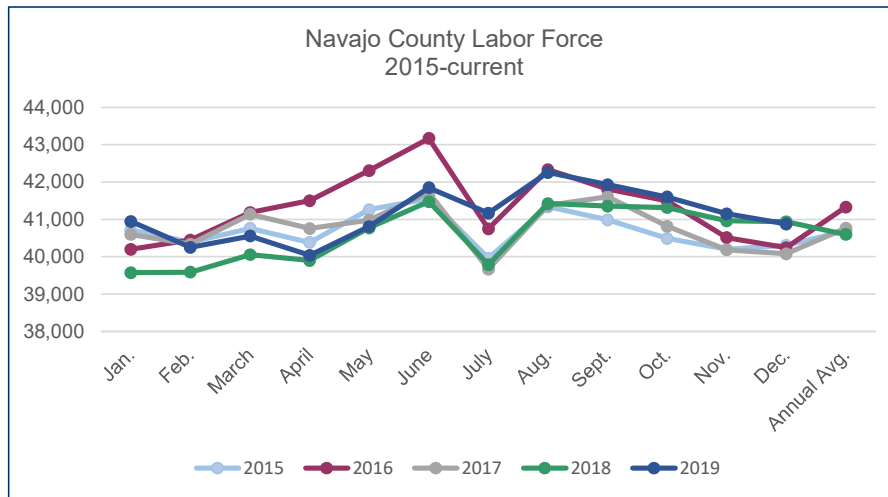
2019	Jan.	Feb.	March	April	May	June	July	Aug.	Sept.	Oct.	Nov.	Dec.	Annual Avg.
Total Nonfarm	26,075	26,400	26,625	27,050	27,450	27,175	26,275	27,875	27,600	27,525	27,225	27,025	27,000
Total Private	16,600	16,775	16,950	17,325	17,625	17,800	17,675	17,950	17,500	17,375	17,100	16,925	17,275
Goods Producing	1,750	1,800	1,825	1,875	1,825	1,825	1,775	1,775	1,525	1,550	1,575	1,525	1,700
Service-Providing	24,325	24,600	24,800	25,175	25,625	25,350	24,500	26,100	26,075	25,975	25,650	25,500	25,300
Private Service-Providing	14,850	14,975	15,125	15,450	15,800	15,975	15,900	16,175	15,975	15,825	15,525	15,400	15,575
Trade, Transportation, and Utilities	4,675	4,675	4,650	4,725	4,850	4,950	4,925	4,925	4,900	4,825	4,825	4,775	4,800
Information	125	125	100	100	100	100	125	125	100	100	100	100	100
Financial Activities	650	650	650	625	650	625	650	650	650	650	650	650	650
Professional and Business Services	1,000	1,050	1,125	1,150	1,150	1,200	1,150	1,150	1,125	1,100	1,050	975	1,100
Educational and Health Services	4,450	4,500	4,475	4,500	4,525	4,425	4,325	4,575	4,600	4,650	4,650	4,700	4,525
Leisure and Hospitality	3,375	3,400	3,525	3,750	3,925	4,050	4,100	4,150	4,000	3,900	3,650	3,600	3,800
Other Private Service-Providing	575	575	600	600	600	625	625	600	600	600	600	600	600
Government	9,475	9,625	9,675	9,725	9,825	9,375	8,600	9,925	10,100	10,150	10,125	10,100	9,725
Federal Government	1,750	1,775	1,825	1,875	1,950	2,000	1,875	2,000	1,975	1,925	1,900	1,925	1,900
State and Local Government	7,725	7,850	7,850	7,850	7,875	7,375	6,725	7,925	8,125	8,225	8,225	8,175	7,825

**Navajo County Workforce Data (Not Seasonally Adjusted)**

Labor Force	Jan.	Feb.	March	April	May	June	July	Aug.	Sept.	Oct.	Nov.	Dec.	Annual Avg.
2015	40,713	40,394	40,765	40,382	41,258	41,555	39,957	41,335	40,987	40,493	40,198	40,309	40,696
2016	40,199	40,452	41,192	41,499	42,303	43,170	40,747	42,331	41,812	41,498	40,510	40,240	41,330
2017	40,597	40,333	41,140	40,756	40,979	41,714	39,666	41,372	41,605	40,817	40,189	40,082	40,771
2018	39,574	39,589	40,060	39,902	40,779	41,475	39,784	41,425	41,358	41,320	40,961	40,939	40,598
2019	40,945	40,249	40,553	40,039	40,811	41,852	41,167	42,259	41,929	41,603	41,153	40,873	
Employment	Jan.	Feb.	March	April	May	June	July	Aug.	Sept.	Oct.	Nov.	Dec.	Annual Avg.
2015	36,145	36,167	36,693	36,662	37,397	37,506	35,802	37,394	37,204	36,903	36,677	36,629	36,765
2016	36,261	36,837	37,695	38,192	39,112	39,535	37,116	38,888	38,559	38,282	37,440	36,976	37,908
2017	36,947	36,927	37,846	37,767	38,098	38,519	36,423	38,294	38,666	37,953	37,358	36,981	37,648
2018	36,078	36,347	36,853	36,995	38,061	38,165	36,465	38,271	38,324	38,314	37,944	37,542	37,447
2019	36,854	36,968	37,428	37,335	38,044	38,474	37,628	38,949	39,195	38,960	38,440	37,981	
Unemployment	Jan.	Feb.	March	April	May	June	July	Aug.	Sept.	Oct.	Nov.	Dec.	Annual Avg.
2015	4,568	4,227	4,072	3,720	3,861	4,049	4,155	3,941	3,783	3,590	3,521	3,680	3,931
2016	3,938	3,615	3,497	3,307	3,191	3,635	3,631	3,443	3,253	3,216	3,070	3,264	3,422
2017	3,650	3,406	3,294	2,989	2,881	3,195	3,243	3,078	2,939	2,864	2,831	3,101	3,123
2018	3,496	3,242	3,207	2,907	2,718	3,310	3,319	3,154	3,034	3,006	3,017	3,397	3,151
2019	4,091	3,281	3,125	2,704	2,767	3,378	3,539	3,310	2,734	2,643	2,713	2,892	
Unemployment Rate	Jan.	Feb.	March	April	May	June	July	Aug.	Sept.	Oct.	Nov.	Dec.	Annual Avg.
2015	11.2%	10.5%	10.0%	9.2%	9.4%	9.7%	10.4%	9.5%	9.2%	8.9%	8.8%	9.1%	9.6%
2016	9.8%	8.9%	8.5%	8.0%	7.5%	8.4%	8.9%	8.1%	7.8%	7.7%	7.6%	8.1%	8.2%
2017	9.0%	8.4%	8.0%	7.3%	7.0%	7.7%	8.2%	7.4%	7.1%	6.9%	7.0%	7.5%	7.6%
2018	8.8%	8.2%	8.0%	7.3%	6.7%	8.0%	8.3%	7.6%	7.3%	6.5%	7.4%	8.2%	7.4%
2019	10.0%	8.2%	7.7%	6.8%	6.8%	8.1%	8.6%	7.8%	6.5%	6.4%	6.6%	7.1%	

Source: <https://laborstats.az.gov/local-area-unemployment-statistics>

Revised: July 2019



Source: <https://laborstats.az.gov/local-area-unemployment-statistics>. If you require an accessible version of this document, please contact us at [Tourism.Research@nau.edu](mailto:Tourism.Research@nau.edu)