

**Yuma County Workforce Data by Sector (Not Seasonally Adjusted)**

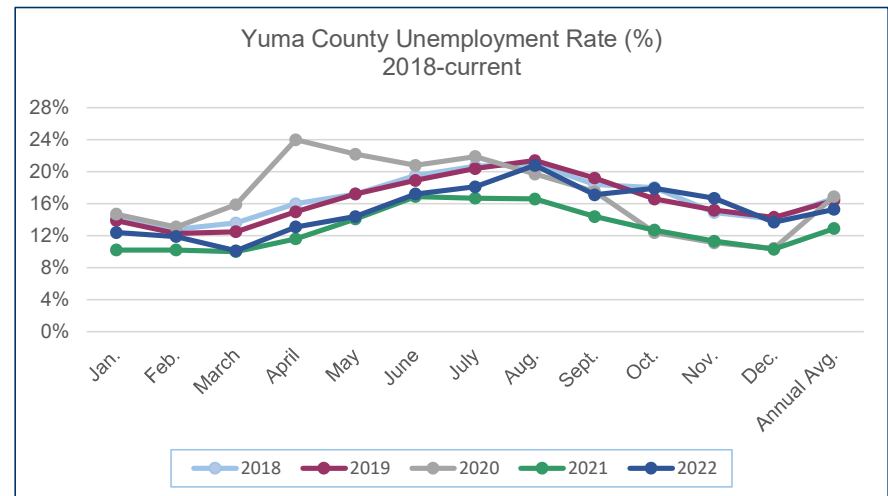
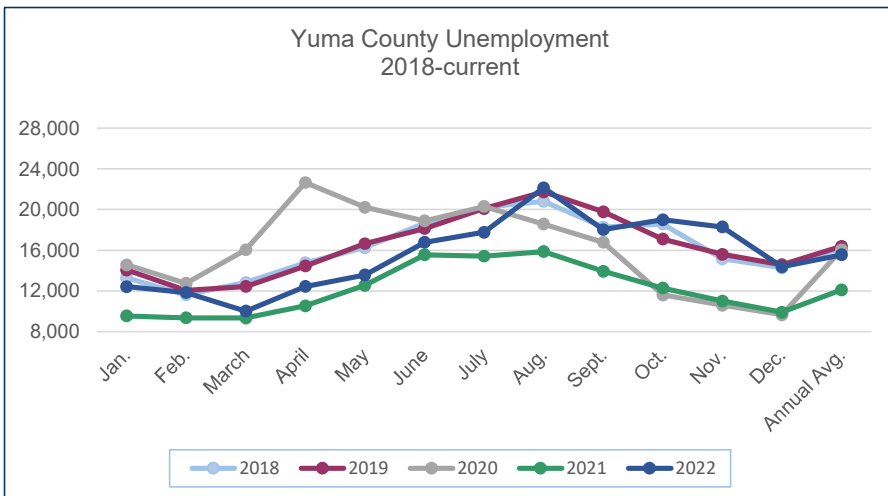
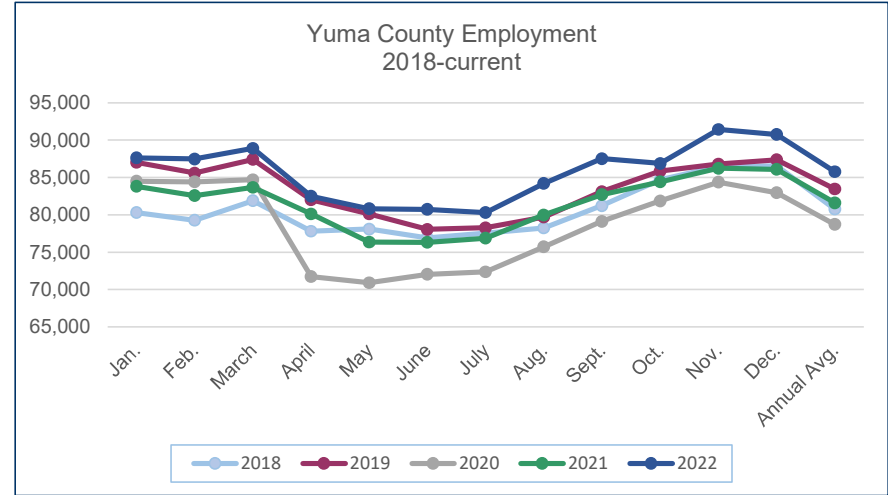
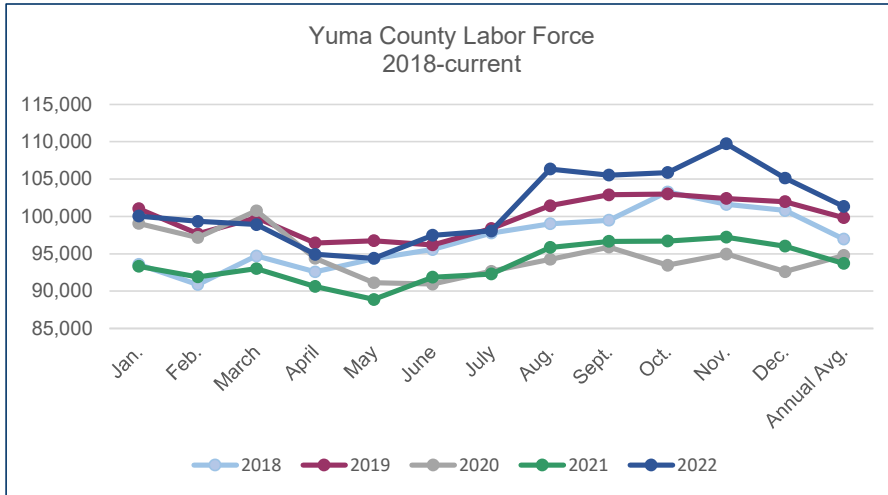
| <b>2022</b>                          | <b>Jan.</b> | <b>Feb.</b> | <b>March</b> | <b>April</b> | <b>May</b> | <b>June</b> | <b>July</b> | <b>Aug.</b> | <b>Sept.</b> | <b>Oct.</b> | <b>Nov.</b> | <b>Dec.</b> | <b>Annual Avg.</b> |
|--------------------------------------|-------------|-------------|--------------|--------------|------------|-------------|-------------|-------------|--------------|-------------|-------------|-------------|--------------------|
| Total Nonfarm                        | 59,200      | 59,700      | 59,700       | 59,700       | 59,600     | 58,800      | 58,700      | 59,700      | 60,500       | 61,100      | 61,800      | 61,900      | 60,000             |
| Total Private                        | 44,700      | 45,300      | 45,300       | 45,300       | 45,200     | 44,900      | 45,200      | 45,200      | 45,400       | 46,000      | 46,600      | 46,900      | 45,500             |
| Goods Producing                      | 6,100       | 6,200       | 6,200        | 6,300        | 6,300      | 6,400       | 6,600       | 6,400       | 6,400        | 6,500       | 6,600       | 6,500       | 6,400              |
| Service-Providing                    | 53,100      | 53,500      | 53,500       | 53,400       | 53,300     | 52,400      | 52,100      | 53,300      | 54,100       | 54,600      | 55,200      | 55,400      | 53,700             |
| Private Service-Providing            | 38,600      | 39,100      | 39,100       | 39,000       | 38,900     | 38,500      | 38,600      | 38,800      | 39,000       | 39,500      | 40,000      | 40,400      | 39,100             |
| Trade, Transportation, and Utilities | 12,400      | 12,500      | 12,600       | 12,700       | 12,600     | 12,400      | 12,400      | 12,600      | 12,600       | 12,800      | 13,000      | 13,200      | 12,700             |
| Information                          | 300         | 300         | 300          | 300          | 300        | 300         | 300         | 300         | 300          | 300         | 300         | 300         | 300                |
| Financial Activities                 | 2,000       | 2,100       | 2,100        | 2,000        | 2,000      | 2,000       | 2,000       | 2,000       | 2,000        | 2,000       | 2,000       | 2,100       | 2,000              |
| Professional and Business Services   | 6,800       | 6,800       | 6,800        | 6,700        | 6,700      | 6,700       | 6,700       | 6,700       | 6,700        | 6,700       | 6,700       | 6,700       | 6,700              |
| Educational and Health Services      | 8,500       | 8,700       | 8,600        | 8,700        | 8,700      | 8,600       | 8,700       | 8,700       | 8,900        | 8,900       | 9,000       | 9,100       | 8,800              |
| Leisure and Hospitality              | 6,900       | 7,000       | 7,000        | 6,900        | 6,900      | 6,700       | 6,800       | 6,800       | 6,800        | 7,000       | 7,200       | 7,200       | 6,900              |
| Other Private Service-Providing      | 1,700       | 1,700       | 1,700        | 1,700        | 1,700      | 1,800       | 1,700       | 1,700       | 1,700        | 1,800       | 1,800       | 1,800       | 1,700              |
| Government                           | 14,500      | 14,400      | 14,400       | 14,400       | 14,400     | 13,900      | 13,500      | 14,500      | 15,100       | 15,100      | 15,200      | 15,000      | 14,500             |
| Federal Government                   | 3,700       | 3,700       | 3,700        | 3,700        | 3,700      | 3,700       | 3,700       | 3,700       | 3,700        | 3,800       | 3,800       | 3,700       | 3,700              |
| State and Local Government           | 10,800      | 10,700      | 10,700       | 10,700       | 10,700     | 10,200      | 9,800       | 10,800      | 11,400       | 11,300      | 11,400      | 11,300      | 10,800             |

**Yuma County Workforce Data (Not Seasonally Adjusted)**

| <b>Labor Force</b>                    | <b>Jan.</b> | <b>Feb.</b> | <b>March</b> | <b>April</b> | <b>May</b> | <b>June</b> | <b>July</b> | <b>Aug.</b> | <b>Sept.</b> | <b>Oct.</b> | <b>Nov.</b> | <b>Dec.</b> | <b>Annual Avg.</b> |
|---------------------------------------|-------------|-------------|--------------|--------------|------------|-------------|-------------|-------------|--------------|-------------|-------------|-------------|--------------------|
| 2018                                  | 93,556      | 90,868      | 94,717       | 92,571       | 94,332     | 95,566      | 97,779      | 99,014      | 99,457       | 103,265     | 101,609     | 100,793     | 96,960             |
| 2019                                  | 101,052     | 97,638      | 99,841       | 96,456       | 96,746     | 96,187      | 98,365      | 101,414     | 102,870      | 102,978     | 102,376     | 101,964     | 99,824             |
| 2020                                  | 99,027      | 97,175      | 100,753      | 94,389       | 91,121     | 90,933      | 92,656      | 94,249      | 95,874       | 93,473      | 94,967      | 92,599      | 94,768             |
| 2021                                  | 93,328      | 91,904      | 93,011       | 90,624       | 88,884     | 91,854      | 92,301      | 95,842      | 96,660       | 96,696      | 97,216      | 96,004      | 93,693             |
| 2022                                  | 100,026     | 99,333      | 98,905       | 94,921       | 94,384     | 97,465      | 98,060      | 106,346     | 105,512      | 105,863     | 109,722     | 105,123     | 101,305            |
| <b>Employment</b>                     | <b>Jan.</b> | <b>Feb.</b> | <b>March</b> | <b>April</b> | <b>May</b> | <b>June</b> | <b>July</b> | <b>Aug.</b> | <b>Sept.</b> | <b>Oct.</b> | <b>Nov.</b> | <b>Dec.</b> | <b>Annual Avg.</b> |
| 2018                                  | 80,282      | 79,245      | 81,882       | 77,803       | 78,076     | 76,900      | 77,549      | 78,217      | 81,197       | 84,700      | 86,441      | 86,532      | 80,735             |
| 2019                                  | 87,004      | 85,596      | 87,403       | 82,008       | 80,115     | 78,050      | 78,268      | 79,668      | 83,080       | 85,886      | 86,784      | 87,383      | 83,437             |
| 2020                                  | 84,484      | 84,413      | 84,705       | 71,730       | 70,907     | 72,035      | 72,356      | 75,685      | 79,098       | 81,867      | 84,381      | 82,941      | 78,717             |
| 2021                                  | 83,791      | 82,548      | 83,682       | 80,095       | 76,351     | 76,314      | 76,881      | 79,974      | 82,719       | 84,425      | 86,224      | 86,093      | 81,591             |
| 2022                                  | 87,602      | 87,487      | 88,906       | 82,480       | 80,820     | 80,697      | 80,288      | 84,206      | 87,492       | 86,866      | 91,421      | 90,743      | 85,751             |
| <b>Unemployment</b>                   | <b>Jan.</b> | <b>Feb.</b> | <b>March</b> | <b>April</b> | <b>May</b> | <b>June</b> | <b>July</b> | <b>Aug.</b> | <b>Sept.</b> | <b>Oct.</b> | <b>Nov.</b> | <b>Dec.</b> | <b>Annual Avg.</b> |
| 2018                                  | 13,274      | 11,623      | 12,835       | 14,768       | 16,256     | 18,666      | 20,230      | 20,797      | 18,260       | 18,565      | 15,168      | 14,261      | 16,225             |
| 2019                                  | 14,048      | 12,042      | 12,438       | 14,448       | 16,631     | 18,137      | 20,097      | 21,746      | 19,790       | 17,092      | 15,592      | 14,581      | 16,387             |
| 2020                                  | 14,543      | 12,762      | 16,048       | 22,659       | 20,214     | 18,898      | 20,300      | 18,564      | 16,776       | 11,606      | 10,586      | 9,658       | 16,051             |
| 2021                                  | 9,537       | 9,356       | 9,329        | 10,529       | 12,533     | 15,540      | 15,420      | 15,868      | 13,941       | 12,271      | 10,992      | 9,911       | 12,102             |
| 2022                                  | 12,424      | 11,846      | 9,999        | 12,441       | 13,564     | 16,768      | 17,772      | 22,140      | 18,020       | 18,997      | 18,301      | 14,380      | 15,554             |
| <b>Unemployment Rate (Unadjusted)</b> | <b>Jan.</b> | <b>Feb.</b> | <b>March</b> | <b>April</b> | <b>May</b> | <b>June</b> | <b>July</b> | <b>Aug.</b> | <b>Sept.</b> | <b>Oct.</b> | <b>Nov.</b> | <b>Dec.</b> | <b>Annual Avg.</b> |
| 2018                                  | 14.2%       | 12.8%       | 13.6%        | 16.0%        | 17.2%      | 19.5%       | 20.7%       | 21.0%       | 18.4%        | 18.0%       | 14.9%       | 14.1%       | 16.7%              |
| 2019                                  | 13.9%       | 12.3%       | 12.5%        | 15.0%        | 17.2%      | 18.9%       | 20.4%       | 21.4%       | 19.2%        | 16.6%       | 15.2%       | 14.3%       | 16.4%              |
| 2020                                  | 14.7%       | 13.1%       | 15.9%        | 24.0%        | 22.2%      | 20.8%       | 21.9%       | 19.7%       | 17.5%        | 12.4%       | 11.1%       | 10.4%       | 16.9%              |
| 2021                                  | 10.2%       | 10.2%       | 10.0%        | 11.6%        | 14.1%      | 16.9%       | 16.7%       | 16.6%       | 14.4%        | 12.7%       | 11.3%       | 10.3%       | 12.9%              |
| 2022                                  | 12.4%       | 11.9%       | 10.1%        | 13.1%        | 14.4%      | 17.2%       | 18.1%       | 20.8%       | 17.1%        | 17.9%       | 16.7%       | 13.7%       | 15.3%              |

Source: <https://www.azcommerce.com/oeo/>

2020 and 2021 data revised April 2022



Source: <https://www.azcommerce.com/oeo/>. If you require an accessible version of this document, please contact us at [Tourism.Research@nau.edu](mailto:Tourism.Research@nau.edu)