

**Santa Cruz County Workforce Data by Sector (Not Seasonally Adjusted)**

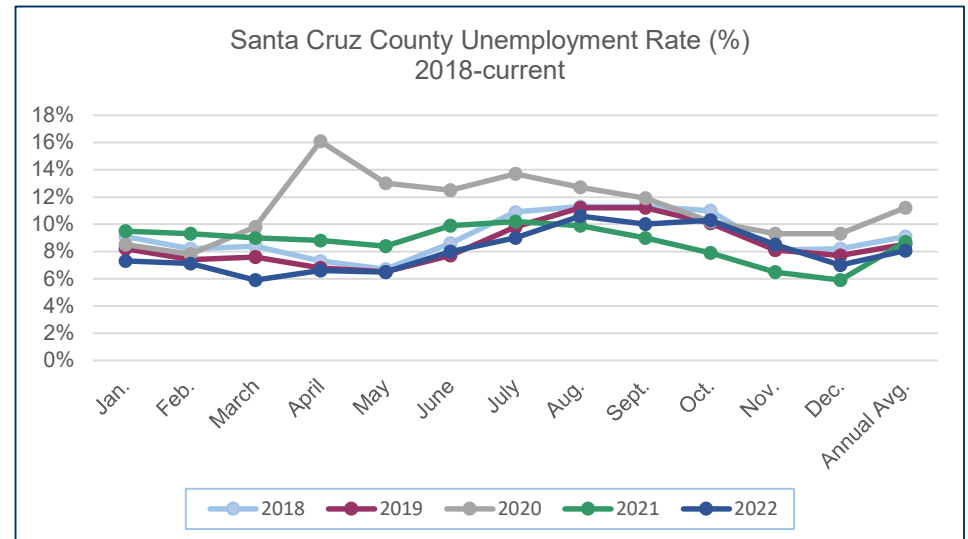
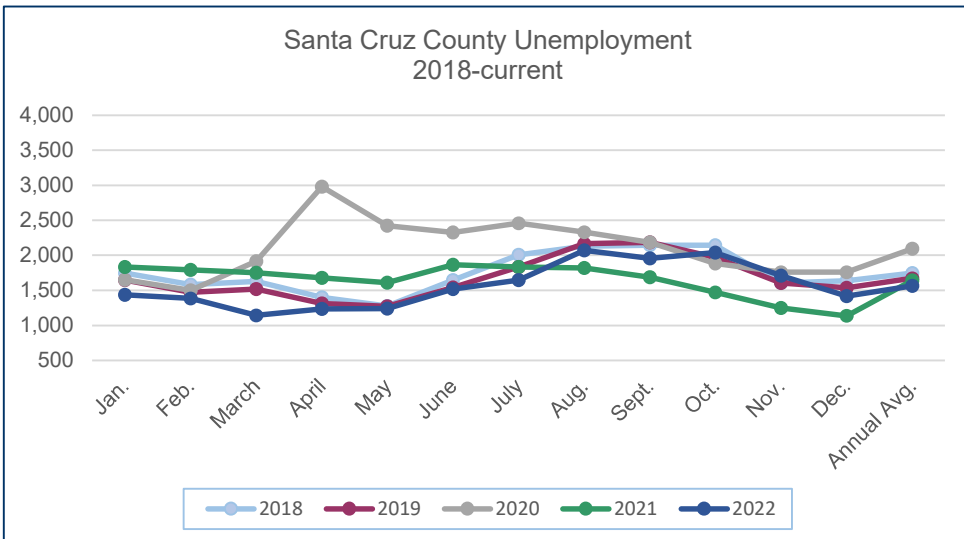
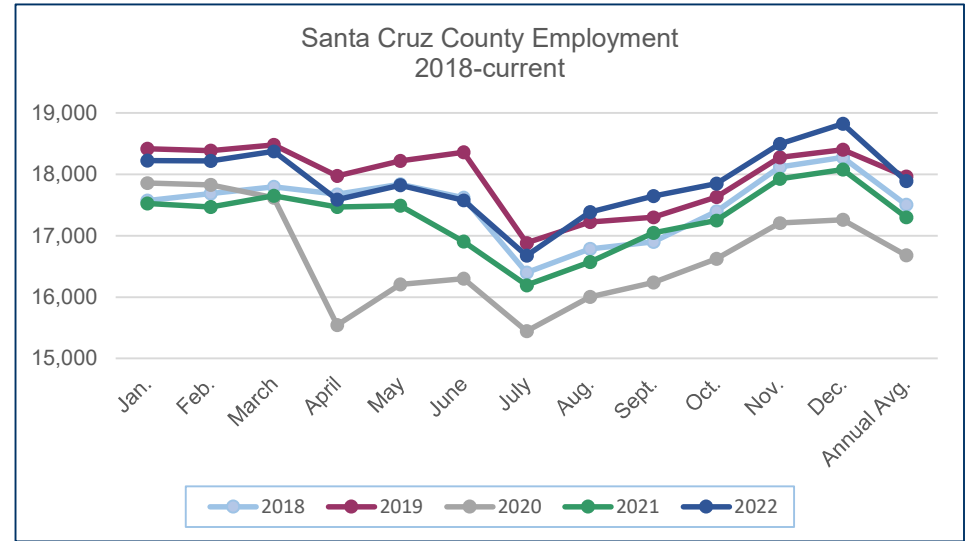
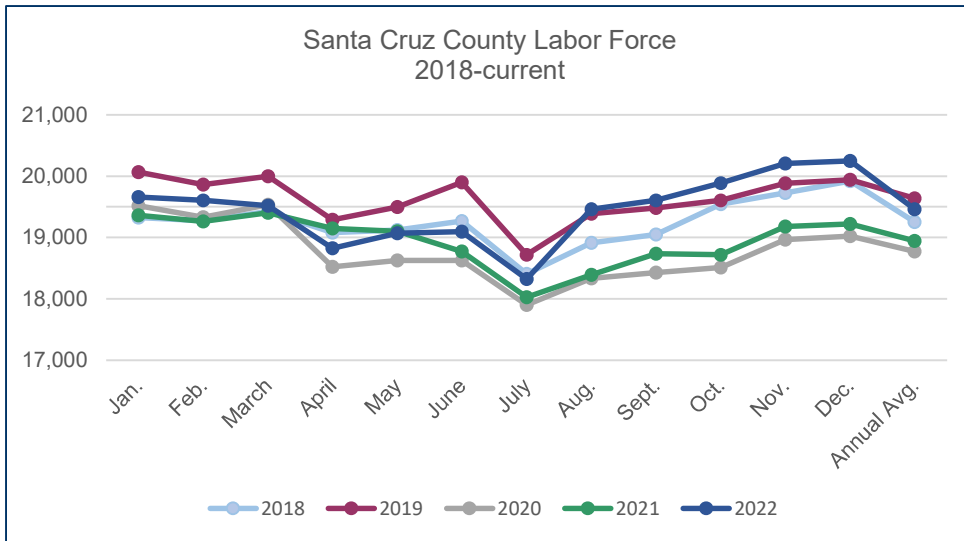
<b>2022</b>	<b>Jan.</b>	<b>Feb.</b>	<b>March</b>	<b>April</b>	<b>May</b>	<b>June</b>	<b>July</b>	<b>Aug.</b>	<b>Sept.</b>	<b>Oct.</b>	<b>Nov.</b>	<b>Dec.</b>	<b>Annual Avg.</b>
Total Nonfarm	13,625	13,650	13,625	13,275	13,450	13,125	12,400	13,050	13,125	13,575	14,075	14,275	13,425
Total Private	9,850	9,875	9,825	9,475	9,650	9,525	9,000	8,950	9,025	9,400	9,900	10,050	9,550
Goods Producing	650	625	625	625	650	650	650	650	650	650	650	650	650
Service-Providing	12,975	13,025	13,000	12,650	12,800	12,475	11,750	12,400	12,475	12,925	13,425	13,625	12,775
Private Service-Providing	9,200	9,250	9,200	8,850	9,000	8,875	8,350	8,300	8,375	8,750	9,250	9,400	8,900
Trade, Transportation, and Utilities	5,700	5,700	5,675	5,500	5,550	5,500	5,050	4,900	4,925	5,125	5,575	5,750	5,425
Other Private Service-Providing	3,500	3,550	3,525	3,350	3,450	3,375	3,300	3,400	3,450	3,625	3,675	3,650	3,475
Government	3,775	3,775	3,800	3,800	3,800	3,600	3,400	4,100	4,100	4,175	4,175	4,225	3,875
Federal Government	1,750	1,750	1,775	1,775	1,775	1,775	1,775	1,800	1,800	1,800	1,800	1,800	1,775
State and Local Government	2,025	2,025	2,025	2,025	2,025	1,825	1,625	2,300	2,300	2,375	2,375	2,425	2,100

**Santa Cruz County Workforce Data (Not Seasonally Adjusted)**

<b>Labor Force</b>	<b>Jan.</b>	<b>Feb.</b>	<b>March</b>	<b>April</b>	<b>May</b>	<b>June</b>	<b>July</b>	<b>Aug.</b>	<b>Sept.</b>	<b>Oct.</b>	<b>Nov.</b>	<b>Dec.</b>	<b>Annual Avg.</b>
2018	19,321	19,270	19,421	19,076	19,119	19,266	18,407	18,915	19,048	19,545	19,725	19,918	19,252
2019	20,065	19,861	19,999	19,289	19,495	19,900	18,718	19,387	19,483	19,606	19,882	19,943	19,636
2020	19,513	19,332	19,532	18,520	18,628	18,623	17,899	18,332	18,424	18,509	18,965	19,023	18,775
2021	19,358	19,260	19,402	19,150	19,100	18,771	18,025	18,391	18,733	18,718	19,176	19,217	18,942
2022	19,660	19,606	19,517	18,825	19,068	19,097	18,323	19,456	19,603	19,886	20,204	20,246	19,458
<b>Employment</b>	<b>Jan.</b>	<b>Feb.</b>	<b>March</b>	<b>April</b>	<b>May</b>	<b>June</b>	<b>July</b>	<b>Aug.</b>	<b>Sept.</b>	<b>Oct.</b>	<b>Nov.</b>	<b>Dec.</b>	<b>Annual Avg.</b>
2018	17,572	17,686	17,795	17,676	17,840	17,616	16,399	16,787	16,901	17,398	18,118	18,276	17,505
2019	18,418	18,388	18,480	17,975	18,221	18,358	16,883	17,222	17,297	17,634	18,276	18,404	17,963
2020	17,859	17,831	17,616	15,542	16,205	16,297	15,443	16,001	16,236	16,623	17,204	17,262	16,677
2021	17,525	17,468	17,651	17,470	17,490	16,906	16,193	16,569	17,045	17,247	17,926	18,080	17,298
2022	18,223	18,220	18,373	17,589	17,825	17,574	16,676	17,385	17,647	17,846	18,494	18,826	17,890
<b>Unemployment</b>	<b>Jan.</b>	<b>Feb.</b>	<b>March</b>	<b>April</b>	<b>May</b>	<b>June</b>	<b>July</b>	<b>Aug.</b>	<b>Sept.</b>	<b>Oct.</b>	<b>Nov.</b>	<b>Dec.</b>	<b>Annual Avg.</b>
2018	1,749	1,584	1,626	1,400	1,279	1,650	2,008	2,128	2,147	2,147	1,607	1,642	1,747
2019	1,647	1,473	1,519	1,314	1,274	1,542	1,835	2,165	2,186	1,972	1,606	1,539	1,673
2020	1,654	1,501	1,916	2,978	2,423	2,326	2,456	2,331	2,188	1,886	1,761	1,761	2,098
2021	1,833	1,792	1,751	1,680	1,610	1,865	1,832	1,822	1,688	1,471	1,250	1,137	1,644
2022	1,437	1,386	1,144	1,236	1,243	1,523	1,647	2,071	1,956	2,040	1,710	1,420	1,568
<b>Unemployment Rate (Unadjusted)</b>	<b>Jan.</b>	<b>Feb.</b>	<b>March</b>	<b>April</b>	<b>May</b>	<b>June</b>	<b>July</b>	<b>Aug.</b>	<b>Sept.</b>	<b>Oct.</b>	<b>Nov.</b>	<b>Dec.</b>	<b>Annual Avg.</b>
2018	9.1%	8.2%	8.4%	7.3%	6.7%	8.6%	10.9%	11.3%	11.3%	11.0%	8.1%	8.2%	9.1%
2019	8.2%	7.4%	7.6%	6.8%	6.5%	7.7%	9.8%	11.2%	11.2%	10.1%	8.1%	7.7%	8.5%
2020	8.5%	7.8%	9.8%	16.1%	13.0%	12.5%	13.7%	12.7%	11.9%	10.2%	9.3%	9.3%	11.2%
2021	9.5%	9.3%	9.0%	8.8%	8.4%	9.9%	10.2%	9.9%	9.0%	7.9%	6.5%	5.9%	8.7%
2022	7.3%	7.1%	5.9%	6.6%	6.5%	8.0%	9.0%	10.6%	10.0%	10.3%	8.5%	7.0%	8.1%

Source: <https://www.azcommerce.com/oeo/>

2020 and 2021 data revised April 2022



Source: <https://www.azcommerce.com/oeo/>. If you require an accessible version of this document, please contact us at [Tourism.Research@nau.edu](mailto:Tourism.Research@nau.edu)