

Mohave County Workforce Data by Sector (Not Seasonally Adjusted)

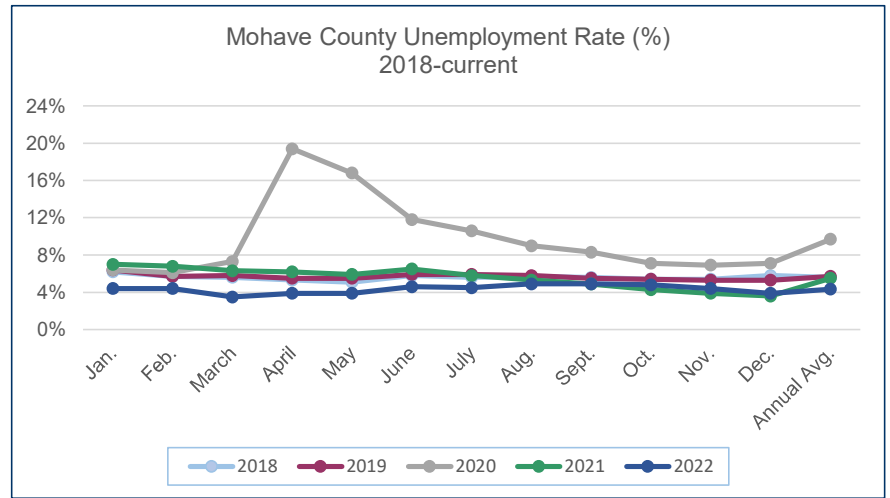
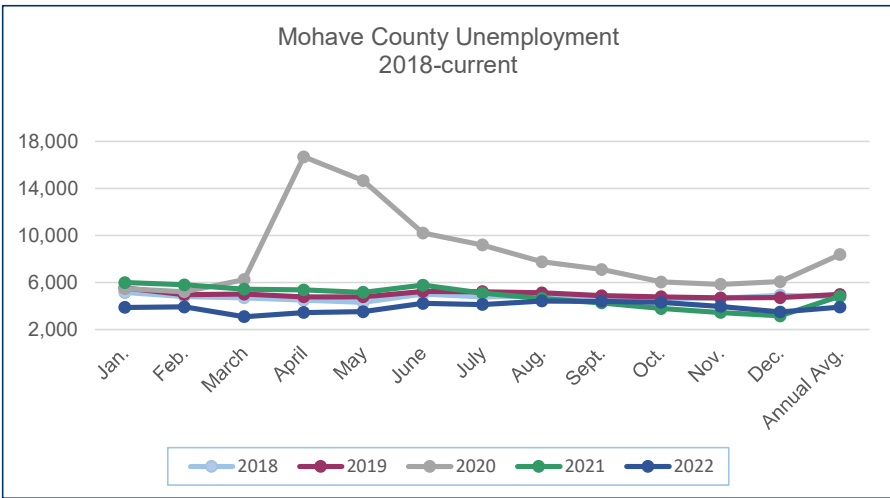
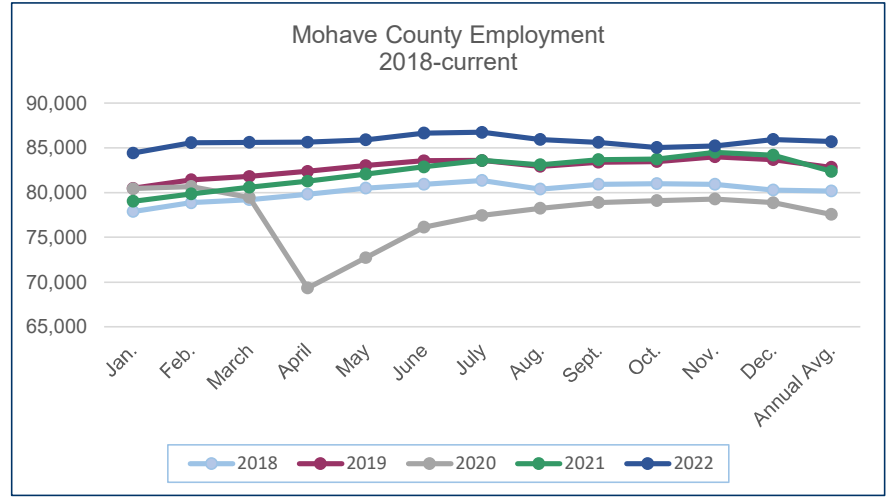
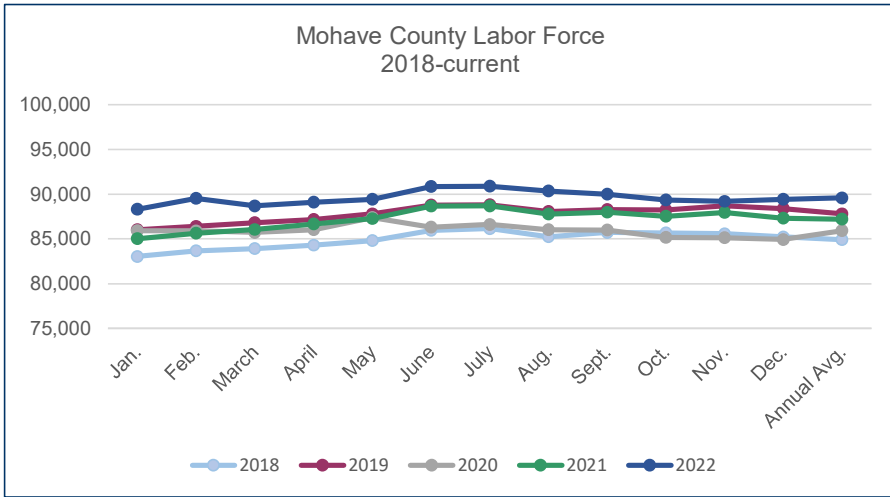
2022	Jan.	Feb.	March	April	May	June	July	Aug.	Sept.	Oct.	Nov.	Dec.	Annual Avg.
Total Nonfarm	54,400	55,500	54,900	55,400	55,100	55,300	55,800	55,600	55,500	55,500	55,900	56,000	55,400
Total Private	46,700	47,600	47,300	47,500	47,300	47,500	48,000	47,800	47,400	47,400	47,800	47,900	47,500
Goods Producing	7,200	7,300	7,200	7,300	7,400	7,600	7,600	7,600	7,600	7,600	7,700	7,600	7,500
Service-Providing	47,200	48,200	47,700	48,100	47,700	47,700	48,200	48,000	47,900	47,900	48,200	48,400	47,900
Private Service-Providing	39,500	40,300	40,100	40,200	39,900	39,900	40,400	40,200	39,800	39,800	40,100	40,300	40,000
Trade, Transportation, and Utilities	13,900	14,300	14,400	14,100	13,600	13,700	13,800	13,800	13,700	13,700	13,800	14,100	13,900
Information	400	400	400	400	400	400	400	400	400	400	400	400	400
Financial Activities	2,100	2,100	2,100	2,100	2,100	2,100	2,100	2,100	2,100	2,100	2,100	2,100	2,100
Professional and Business Services	3,900	4,000	4,000	4,000	4,000	4,000	4,100	4,000	4,000	4,000	4,000	3,900	4,000
Educational and Health Services	9,200	9,300	9,200	9,300	9,300	9,300	9,400	9,500	9,400	9,400	9,500	9,500	9,400
Leisure and Hospitality	8,100	8,200	8,100	8,300	8,500	8,400	8,600	8,400	8,200	8,200	8,300	8,300	8,300
Other Private Service-Providing	1,900	2,000	1,900	2,000	2,000	2,000	2,000	2,000	2,000	2,000	2,000	2,000	2,000
Government	7,700	7,900	7,600	7,900	7,800	7,800	7,800	7,800	8,100	8,100	8,100	8,100	7,900
Federal Government	500	500	500	500	500	500	500	500	500	500	500	500	500
State and Local Government	7,200	7,400	7,100	7,400	7,300	7,300	7,300	7,300	7,600	7,600	7,600	7,600	7,400

Mohave County Workforce Data (Not Seasonally Adjusted)

Labor Force	Jan.	Feb.	March	April	May	June	July	Aug.	Sept.	Oct.	Nov.	Dec.	Annual Avg.
2018	83,037	83,667	83,906	84,304	84,795	85,950	86,156	85,253	85,734	85,658	85,573	85,222	84,938
2019	86,020	86,395	86,827	87,171	87,815	88,783	88,808	88,067	88,269	88,263	88,701	88,387	87,792
2020	85,935	85,891	85,716	86,015	87,391	86,333	86,626	86,013	86,002	85,176	85,133	84,937	85,930
2021	85,036	85,640	86,048	86,666	87,268	88,660	88,693	87,761	87,971	87,532	87,955	87,343	87,215
2022	88,307	89,513	88,698	89,100	89,431	90,869	90,879	90,347	89,995	89,356	89,195	89,448	89,595
Employment	Jan.	Feb.	March	April	May	June	July	Aug.	Sept.	Oct.	Nov.	Dec.	Annual Avg.
2018	77,881	78,865	79,202	79,818	80,494	80,932	81,365	80,389	80,912	81,005	80,911	80,296	80,173
2019	80,480	81,434	81,819	82,385	83,022	83,550	83,593	82,946	83,388	83,475	84,012	83,680	82,815
2020	80,450	80,676	79,463	69,327	72,733	76,137	77,442	78,252	78,897	79,125	79,297	78,876	77,556
2021	79,045	79,846	80,604	81,286	82,089	82,889	83,582	83,122	83,694	83,733	84,511	84,177	82,382
2022	84,418	85,576	85,600	85,636	85,906	86,645	86,749	85,927	85,602	85,042	85,227	85,949	85,690
Unemployment	Jan.	Feb.	March	April	May	June	July	Aug.	Sept.	Oct.	Nov.	Dec.	Annual Avg.
2018	5,156	4,802	4,704	4,486	4,301	5,018	4,791	4,864	4,822	4,653	4,662	4,926	4,765
2019	5,540	4,961	5,008	4,786	4,793	5,233	5,215	5,121	4,881	4,788	4,689	4,707	4,977
2020	5,485	5,215	6,253	16,688	14,658	10,196	9,184	7,761	7,105	6,051	5,836	6,061	8,374
2021	5,991	5,794	5,444	5,380	5,179	5,771	5,111	4,639	4,277	3,799	3,444	3,166	4,833
2022	3,889	3,937	3,098	3,464	3,525	4,224	4,130	4,420	4,393	4,314	3,968	3,499	3,905
Unemployment Rate (Unadjusted)	Jan.	Feb.	March	April	May	June	July	Aug.	Sept.	Oct.	Nov.	Dec.	Annual Avg.
2018	6.2%	5.7%	5.6%	5.3%	5.1%	5.8%	5.6%	5.7%	5.6%	5.4%	5.4%	5.8%	5.6%
2019	6.4%	5.7%	5.8%	5.5%	5.5%	5.9%	5.9%	5.8%	5.5%	5.4%	5.3%	5.3%	5.7%
2020	6.4%	6.1%	7.3%	19.4%	16.8%	11.8%	10.6%	9.0%	8.3%	7.1%	6.9%	7.1%	9.7%
2021	7.0%	6.8%	6.3%	6.2%	5.9%	6.5%	5.8%	5.3%	4.9%	4.3%	3.9%	3.6%	5.5%
2022	4.4%	4.4%	3.5%	3.9%	3.9%	4.6%	4.5%	4.9%	4.9%	4.8%	4.4%	3.9%	4.3%

Source: <https://www.azcommerce.com/oeo/>

2020 and 2021 data revised April 2022



Source: <https://www.azcommerce.com/oeo/>. If you require an accessible version of this document, please contact us at Tourism.Research@nau.edu