

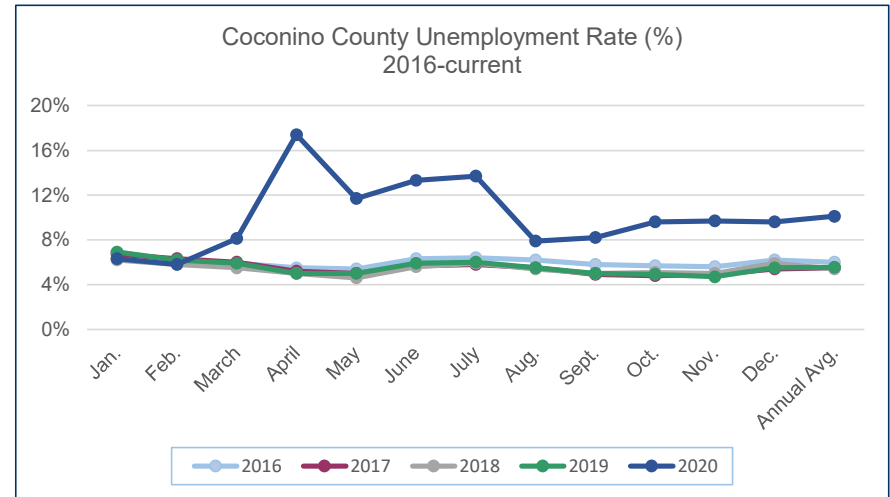
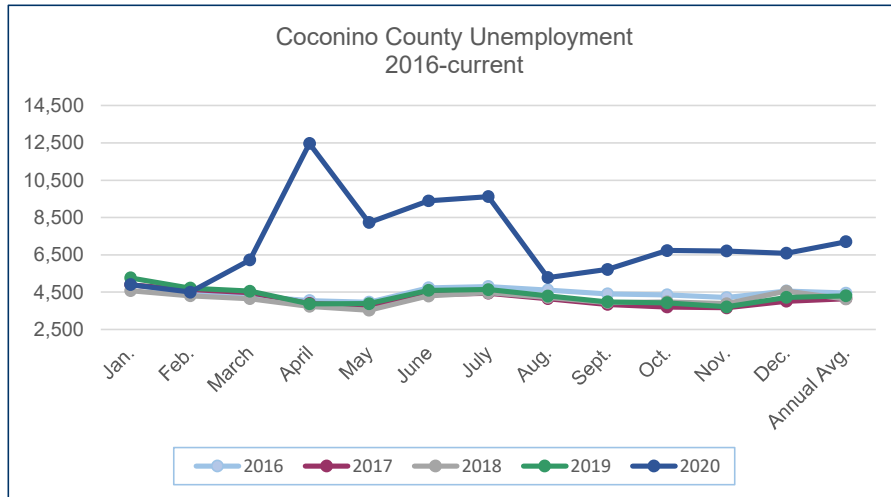
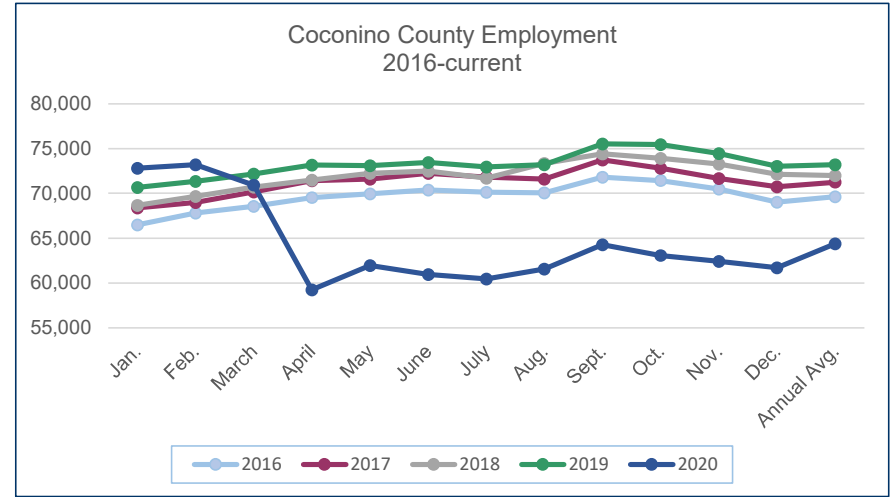
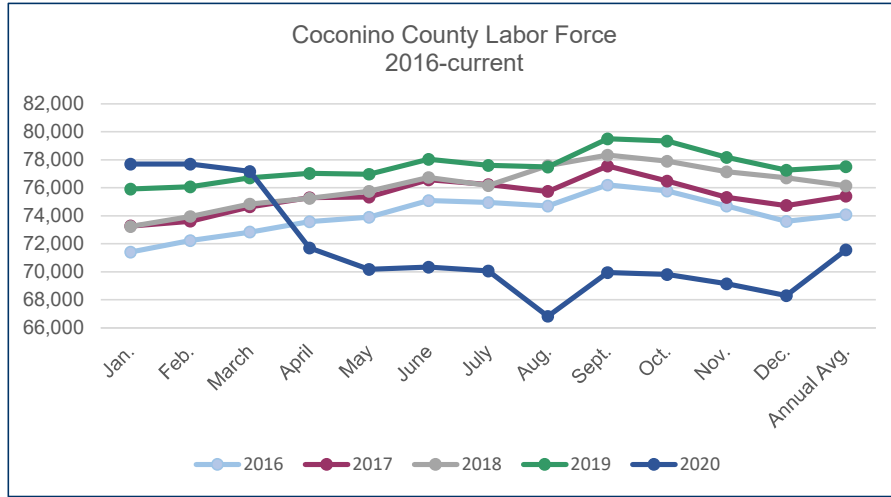
Coconino County Workforce Data by Sector (Not Seasonally Adjusted)

2020	Jan.	Feb.	March	April	May	June	July	Aug.	Sept.	Oct.	Nov.	Dec.	Annual Avg.
Total Nonfarm	67,200	67,600	67,100	55,600	56,300	57,100	55,700	57,700	57,800	58,200	58,200	57,700	59,700
Total Private	47,000	47,300	46,800	35,600	37,700	38,900	38,600	39,300	39,400	40,000	40,300	40,300	40,900
Goods Producing	6,100	6,100	6,100	5,600	5,900	6,000	5,900	6,000	6,000	6,200	6,200	6,200	6,000
Service-Providing	61,100	61,500	61,000	50,000	50,400	51,100	49,800	51,700	51,800	52,000	52,000	51,500	53,700
Private Service-Providing	40,900	41,200	40,700	30,000	31,800	32,900	32,700	33,300	33,400	33,800	34,100	34,100	34,900
Trade, Transportation, and Utilities	9,400	9,400	9,300	8,700	8,500	9,000	9,100	9,500	9,500	9,300	9,600	9,700	9,300
Information	400	400	400	400	400	400	400	400	400	400	400	400	400
Financial Activities	1,500	1,500	1,500	1,500	1,500	1,500	1,500	1,500	1,500	1,500	1,500	1,500	1,500
Professional and Business Services	3,300	3,400	3,500	3,300	3,500	3,600	3,600	3,600	3,500	3,500	3,500	3,400	3,500
Educational and Health Services	9,600	9,700	9,600	8,800	8,800	8,800	8,700	8,800	8,800	8,900	8,900	8,900	9,000
Leisure and Hospitality	14,900	15,000	14,600	5,900	7,800	8,200	8,000	8,100	8,300	8,700	8,700	8,800	9,800
Other Private Service-Providing	1,800	1,800	1,800	1,400	1,300	1,400	1,400	1,400	1,400	1,500	1,500	1,400	1,500
Government	20,200	20,300	20,300	20,000	18,600	18,200	17,100	18,400	18,400	18,200	17,900	17,400	18,800
Federal Government	2,400	2,400	2,400	2,600	2,700	2,900	2,600	2,700	2,900	2,700	2,500	2,500	2,600
State and Local Government	17,800	17,900	17,900	17,400	15,900	15,300	14,500	15,700	15,500	15,500	15,400	14,900	16,100

Coconino County Workforce Data (Not Seasonally Adjusted)

Labor Force	Jan.	Feb.	March	April	May	June	July	Aug.	Sept.	Oct.	Nov.	Dec.	Annual Avg.
2016	71,417	72,238	72,841	73,585	73,892	75,086	74,934	74,687	76,202	75,782	74,693	73,603	74,081
2017	73,267	73,618	74,647	75,295	75,344	76,579	76,239	75,730	77,560	76,481	75,328	74,733	75,401
2018	73,233	73,961	74,842	75,238	75,749	76,747	76,164	77,578	78,337	77,902	77,143	76,702	76,133
2019	75,917	76,069	76,714	77,030	76,964	78,032	77,592	77,493	79,489	79,349	78,173	77,257	77,507
2020	77,687	77,685	77,165	71,690	70,186	70,331	70,061	66,826	69,962	69,805	69,137	68,305	71,570
Employment	Jan.	Feb.	March	April	May	June	July	Aug.	Sept.	Oct.	Nov.	Dec.	Annual Avg.
2016	66,496	67,811	68,544	69,533	69,937	70,360	70,129	70,078	71,805	71,437	70,493	69,039	69,639
2017	68,383	68,984	70,166	71,401	71,566	72,220	71,809	71,578	73,723	72,787	71,673	70,726	71,251
2018	68,662	69,659	70,696	71,499	72,228	72,460	71,705	73,353	74,398	73,930	73,268	72,151	72,001
2019	70,660	71,347	72,173	73,162	73,090	73,438	72,957	73,209	75,514	75,428	74,463	73,032	73,206
2020	72,788	73,191	70,937	59,231	61,948	60,945	60,444	61,553	64,251	63,077	62,435	61,721	64,377
Unemployment	Jan.	Feb.	March	April	May	June	July	Aug.	Sept.	Oct.	Nov.	Dec.	Annual Avg.
2016	4,921	4,427	4,297	4,052	3,955	4,726	4,805	4,609	4,397	4,345	4,200	4,564	4,442
2017	4,884	4,634	4,481	3,894	3,778	4,359	4,430	4,152	3,837	3,694	3,655	4,007	4,150
2018	4,571	4,302	4,146	3,739	3,521	4,287	4,459	4,225	3,939	3,972	3,875	4,551	4,132
2019	5,257	4,722	4,541	3,868	3,874	4,594	4,635	4,284	3,975	3,921	3,710	4,225	4,301
2020	4,899	4,494	6,228	12,459	8,238	9,386	9,617	5,273	5,711	6,728	6,702	6,584	7,193
Unemployment Rate	Jan.	Feb.	March	April	May	June	July	Aug.	Sept.	Oct.	Nov.	Dec.	Annual Avg.
2016	6.9%	6.1%	5.9%	5.5%	5.4%	6.3%	6.4%	6.2%	5.8%	5.7%	5.6%	6.2%	6.0%
2017	6.7%	6.3%	6.0%	5.2%	5.0%	5.7%	5.8%	5.5%	4.9%	4.8%	4.9%	5.4%	5.5%
2018	6.2%	5.8%	5.5%	5.0%	4.6%	5.6%	5.9%	5.4%	5.0%	5.1%	5.0%	5.9%	5.4%
2019	6.9%	6.2%	5.9%	5.0%	5.0%	5.9%	6.0%	5.5%	5.0%	4.9%	4.7%	5.5%	5.5%
2020	6.3%	5.8%	8.1%	17.4%	11.7%	13.3%	13.7%	7.9%	8.2%	9.6%	9.7%	9.6%	10.1%

Source: <https://laborstats.az.gov>



Source: <https://laborstats.az.gov>. If you require an accessible version of this document, please contact us at Tourism.Research@nau.edu
 Revised: 1-26-2021