

Cochise County Workforce Data by Sector (Not Seasonally Adjusted)

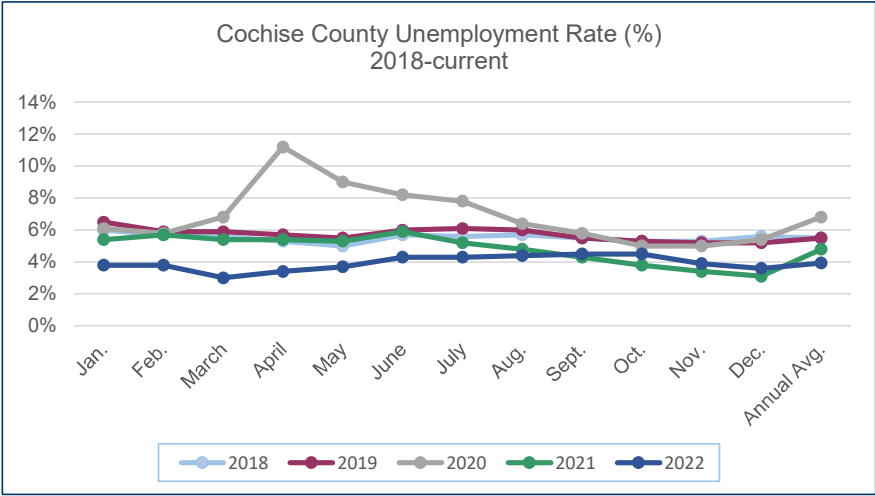
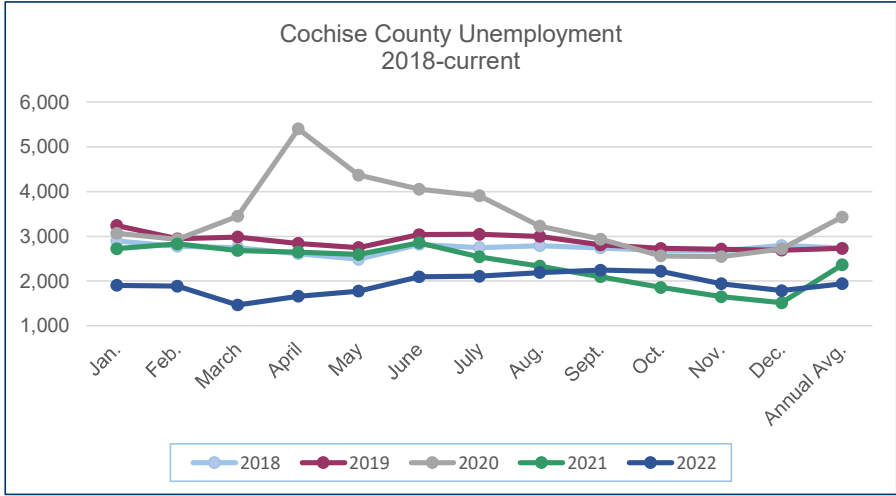
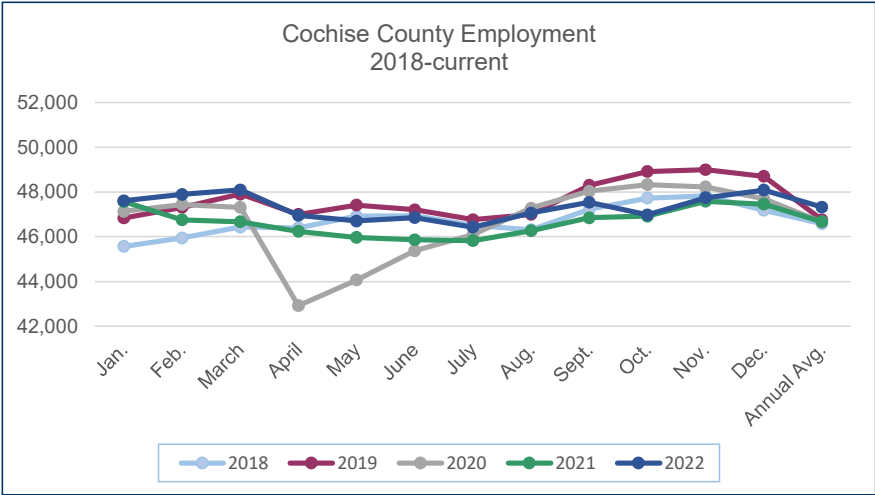
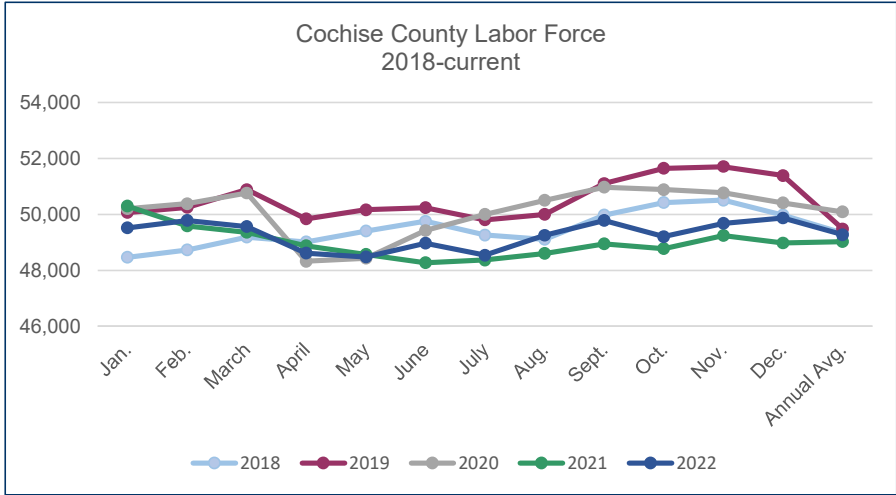
2022	Jan.	Feb.	March	April	May	June	July	Aug.	Sept.	Oct.	Nov.	Dec.	Annual Avg.
Total Nonfarm	33,900	34,200	34,000	34,200	34,200	34,100	33,900	34,200	34,400	34,500	34,500	34,900	34,300
Total Private	23,600	23,800	23,600	23,700	23,800	24,000	24,000	23,900	23,900	24,100	24,000	24,200	23,900
Goods Producing	2,700	2,700	2,700	2,700	2,800	2,900	2,900	2,900	2,900	2,900	2,900	2,900	2,800
Service-Providing	31,200	31,500	31,300	31,500	31,400	31,200	31,000	31,300	31,500	31,600	31,600	32,000	31,400
Private Service-Providing	20,900	21,100	20,900	21,000	21,000	21,100	21,100	21,000	21,000	21,200	21,100	21,300	21,100
Trade, Transportation, and Utilities	6,500	6,500	6,400	6,400	6,200	6,300	6,300	6,200	6,200	6,300	6,300	6,500	6,300
Information	500	500	500	500	500	500	500	500	500	500	500	500	500
Financial Activities	900	900	900	900	900	900	900	900	900	900	900	900	900
Professional and Business Services	4,500	4,500	4,500	4,500	4,500	4,500	4,500	4,500	4,500	4,500	4,400	4,400	4,500
Educational and Health Services	4,300	4,400	4,300	4,400	4,400	4,400	4,400	4,400	4,500	4,500	4,500	4,500	4,400
Leisure and Hospitality	3,500	3,600	3,600	3,600	3,700	3,700	3,700	3,700	3,600	3,700	3,700	3,700	3,700
Other Private Service-Providing	700	700	700	700	800	800	800	800	800	800	800	800	800
Government	10,300	10,400	10,400	10,500	10,400	10,100	9,900	10,300	10,500	10,400	10,500	10,700	10,400
Federal Government	4,600	4,600	4,600	4,600	4,600	4,700	4,700	4,700	4,600	4,600	4,600	4,700	4,600
State and Local Government	5,700	5,800	5,800	5,900	5,800	5,400	5,200	5,600	5,900	5,800	5,900	6,000	5,700

Cochise County Workforce Data (Not Seasonally Adjusted)

Labor Force	Jan.	Feb.	March	April	May	June	July	Aug.	Sept.	Oct.	Nov.	Dec.	Annual Avg.
2018	48,462	48,725	49,181	49,012	49,402	49,757	49,264	49,106	49,976	50,418	50,509	49,976	49,327
2019	50,071	50,253	50,888	49,838	50,168	50,239	49,803	50,007	51,109	51,646	51,708	51,388	49,482
2020	50,199	50,379	50,763	48,325	48,439	49,425	49,998	50,505	50,972	50,890	50,775	50,410	50,090
2021	50,293	49,587	49,358	48,885	48,565	48,271	48,366	48,603	48,947	48,778	49,242	48,973	49,027
2022	49,514	49,781	49,561	48,611	48,478	48,962	48,536	49,248	49,783	49,203	49,680	49,874	49,269
Employment	Jan.	Feb.	March	April	May	June	July	Aug.	Sept.	Oct.	Nov.	Dec.	Annual Avg.
2018	45,568	45,947	46,431	46,402	46,914	46,940	46,518	46,318	47,234	47,732	47,830	47,180	46,592
2019	46,832	47,307	47,900	46,997	47,420	47,200	46,760	47,008	48,301	48,914	48,998	48,698	46,751
2020	47,129	47,445	47,316	42,922	44,072	45,373	46,093	47,275	48,031	48,328	48,229	47,690	46,659
2021	47,568	46,756	46,675	46,240	45,972	45,868	45,828	46,268	46,852	46,923	47,590	47,459	46,667
2022	47,610	47,895	48,093	46,951	46,703	46,866	46,431	47,058	47,539	46,983	47,737	48,087	47,329
Unemployment	Jan.	Feb.	March	April	May	June	July	Aug.	Sept.	Oct.	Nov.	Dec.	Annual Avg.
2018	2,894	2,778	2,750	2,610	2,488	2,817	2,746	2,788	2,742	2,686	2,679	2,796	2,735
2019	3,239	2,946	2,988	2,841	2,748	3,039	3,043	2,999	2,808	2,732	2,710	2,690	2,731
2020	3,070	2,934	3,447	5,403	4,367	4,052	3,905	3,230	2,941	2,562	2,546	2,720	3,431
2021	2,725	2,831	2,683	2,645	2,593	2,853	2,538	2,335	2,095	1,855	1,652	1,514	2,360
2022	1,904	1,886	1,468	1,660	1,775	2,096	2,105	2,190	2,244	2,220	1,943	1,787	1,940
Unemployment Rate (Unadjusted)	Jan.	Feb.	March	April	May	June	July	Aug.	Sept.	Oct.	Nov.	Dec.	Annual Avg.
2018	6.0%	5.7%	5.6%	5.3%	5.0%	5.7%	5.6%	5.7%	5.5%	5.3%	5.3%	5.6%	5.5%
2019	6.5%	5.9%	5.9%	5.7%	5.5%	6.0%	6.1%	6.0%	5.5%	5.3%	5.2%	5.2%	5.5%
2020	6.1%	5.8%	6.8%	11.2%	9.0%	8.2%	7.8%	6.4%	5.8%	5.0%	5.0%	5.4%	6.8%
2021	5.4%	5.7%	5.4%	5.4%	5.3%	5.9%	5.2%	4.8%	4.3%	3.8%	3.4%	3.1%	4.8%
2022	3.8%	3.8%	3.0%	3.4%	3.7%	4.3%	4.3%	4.4%	4.5%	4.5%	3.9%	3.6%	3.9%

Source: <https://www.azcommerce.com/oeo/>

2020 and 2021 data revised April 2022



Source: <https://www.azcommerce.com/oeo/>. If you require an accessible version of this document, please contact us at Tourism.Research@nau.edu