

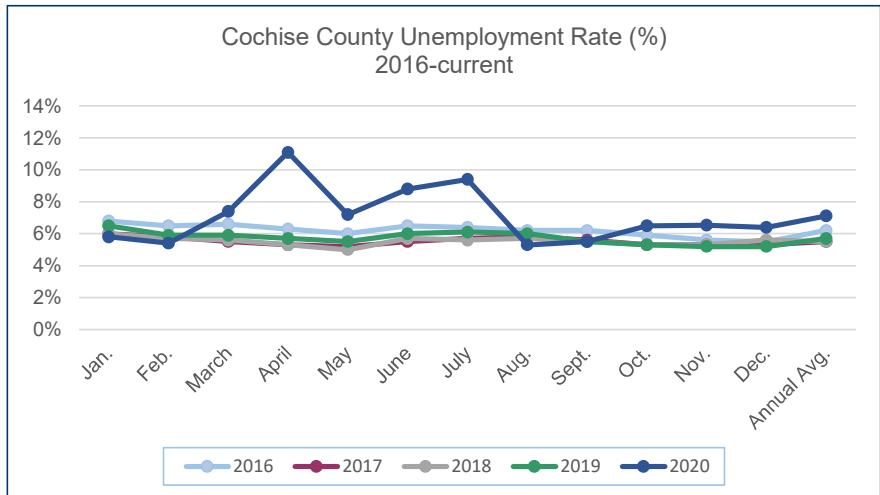
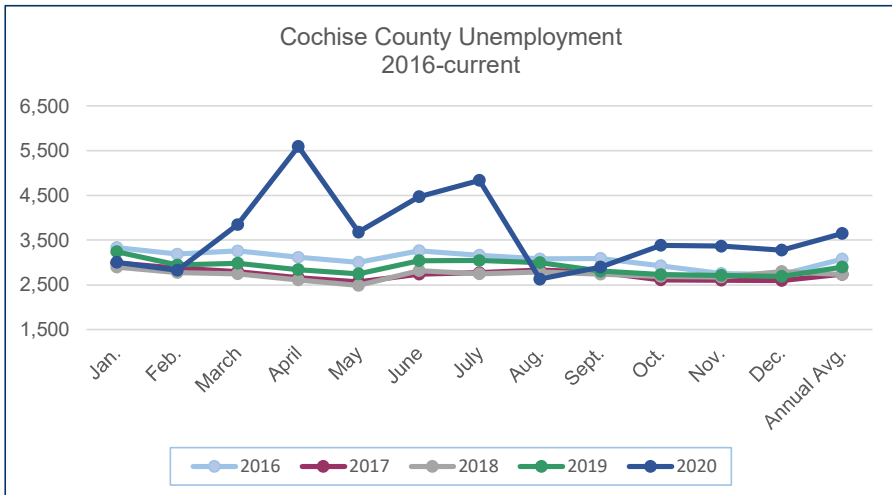
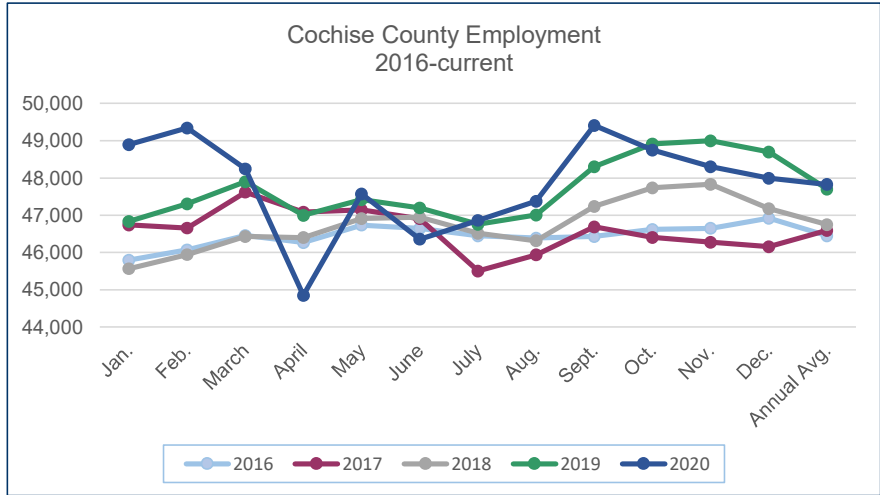
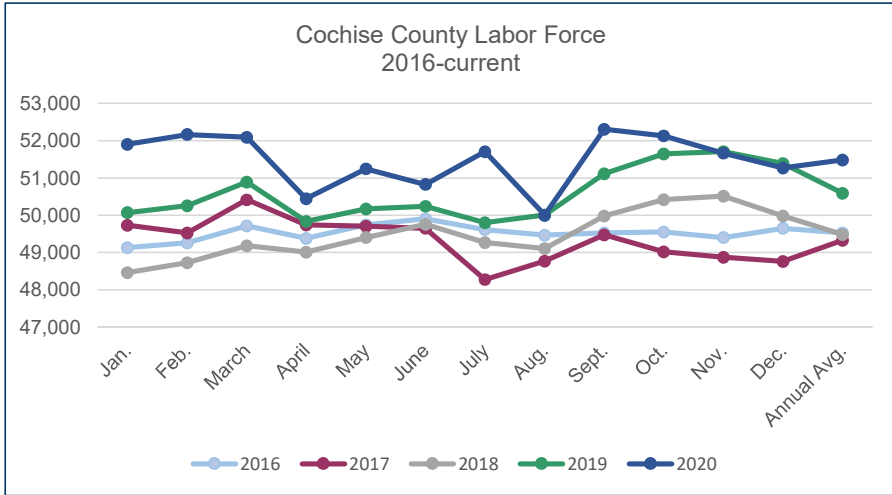
**Cochise County Workforce Data by Sector (Not Seasonally Adjusted)**

2020	Jan.	Feb.	March	April	May	June	July	Aug.	Sept.	Oct.	Nov.	Dec.	Annual Avg.
Total Nonfarm	34,400	34,900	34,900	32,400	33,800	33,700	33,900	34,600	34,400	34,600	34,600	34,600	34,200
Total Private	23,100	23,400	23,500	21,200	22,600	23,200	23,600	23,700	23,500	23,800	23,700	23,800	23,300
Goods Producing	2,500	2,500	2,500	2,200	2,500	2,500	2,600	2,600	2,700	2,700	2,600	2,600	2,500
Service-Providing	31,900	32,400	32,400	30,200	31,300	31,200	31,300	32,000	31,700	31,900	32,000	32,000	31,700
Private Service-Providing	20,600	20,900	21,000	19,000	20,100	20,700	21,000	21,100	20,800	21,100	21,100	21,200	20,700
Trade, Transportation, and Utilities	5,800	5,800	5,900	5,800	6,500	6,600	6,600	6,600	6,600	6,700	6,900	7,100	6,400
Information	300	400	400	300	300	300	300	300	300	300	300	300	300
Financial Activities	800	800	800	800	800	800	800	800	800	800	800	800	800
Professional and Business Services	4,900	4,900	5,000	4,600	4,600	4,900	5,200	5,200	5,200	5,300	5,100	5,100	5,000
Educational and Health Services	4,500	4,600	4,500	4,000	4,100	4,200	4,200	4,200	4,000	4,100	4,100	4,000	4,200
Leisure and Hospitality	3,600	3,700	3,700	3,000	3,200	3,300	3,300	3,400	3,300	3,300	3,300	3,300	3,400
Other Private Service-Providing	700	700	700	500	600	600	600	600	600	600	600	600	600
Government	11,300	11,500	11,400	11,200	11,200	10,500	10,300	10,900	10,900	10,800	10,900	10,800	11,000
Federal Government	4,800	4,800	4,900	4,900	5,000	4,900	4,900	5,000	5,000	4,800	4,800	4,700	4,900
State and Local Government	6,500	6,700	6,500	6,300	6,200	5,600	5,400	5,900	5,900	6,000	6,100	6,100	6,100

**Cochise County Workforce Data (Not Seasonally Adjusted)**

Labor Force	Jan.	Feb.	March	April	May	June	July	Aug.	Sept.	Oct.	Nov.	Dec.	Annual Avg.
2016	49,130	49,258	49,716	49,381	49,744	49,907	49,614	49,468	49,519	49,547	49,400	49,650	49,528
2017	49,732	49,525	50,416	49,741	49,710	49,651	48,274	48,769	49,469	49,014	48,873	48,758	49,327
2018	48,462	48,725	49,181	49,012	49,402	49,757	49,264	49,106	49,976	50,418	50,509	49,976	49,482
2019	50,071	50,253	50,888	49,838	50,168	50,239	49,803	50,007	51,109	51,646	51,708	51,388	50,594
2020	51,901	52,169	52,093	50,443	51,250	50,825	51,701	50,003	52,305	52,130	51,669	51,269	51,480
Employment	Jan.	Feb.	March	April	May	June	July	Aug.	Sept.	Oct.	Nov.	Dec.	Annual Avg.
2016	45,797	46,073	46,459	46,268	46,739	46,640	46,448	46,385	46,427	46,622	46,648	46,921	46,452
2017	46,746	46,654	47,620	47,083	47,141	46,910	45,505	45,936	46,683	46,405	46,269	46,157	46,592
2018	45,568	45,947	46,431	46,402	46,914	46,940	46,518	46,318	47,234	47,732	47,830	47,180	46,751
2019	46,832	47,307	47,900	46,997	47,420	47,200	46,760	47,008	48,301	48,914	48,998	48,698	47,695
2020	48,897	49,345	48,245	44,850	47,570	46,355	46,865	47,374	49,408	48,745	48,302	47,992	47,829
Unemployment	Jan.	Feb.	March	April	May	June	July	Aug.	Sept.	Oct.	Nov.	Dec.	Annual Avg.
2016	3,333	3,185	3,257	3,113	3,005	3,267	3,166	3,083	3,092	2,925	2,752	2,729	3,076
2017	2,986	2,871	2,796	2,658	2,569	2,741	2,769	2,833	2,786	2,609	2,604	2,601	2,735
2018	2,894	2,778	2,750	2,610	2,488	2,817	2,746	2,788	2,742	2,686	2,679	2,796	2,731
2019	3,239	2,946	2,988	2,841	2,748	3,039	3,043	2,999	2,808	2,732	2,710	2,690	2,899
2020	3,004	2,824	3,848	5,593	3,680	4,470	4,836	2,629	2,897	3,385	3,367	3,277	3,651
Unemployment Rate	Jan.	Feb.	March	April	May	June	July	Aug.	Sept.	Oct.	Nov.	Dec.	Annual Avg.
2016	6.8%	6.5%	6.6%	6.3%	6.0%	6.5%	6.4%	6.2%	6.2%	5.9%	5.6%	5.5%	6.2%
2017	6.0%	5.8%	5.5%	5.3%	5.2%	5.5%	5.7%	5.8%	5.6%	5.3%	5.3%	5.3%	5.5%
2018	6.0%	5.7%	5.6%	5.3%	5.0%	5.7%	5.6%	5.7%	5.5%	5.3%	5.3%	5.6%	5.5%
2019	6.5%	5.9%	5.9%	5.7%	5.5%	6.0%	6.1%	6.0%	5.5%	5.3%	5.2%	5.2%	5.7%
2020	5.8%	5.4%	7.4%	11.1%	7.2%	8.8%	9.4%	5.3%	5.5%	6.5%	6.5%	6.4%	7.1%

Source: <https://laborstats.az.gov>



Source: <https://laborstats.az.gov>. If you require an accessible version of this document, please contact us at [Tourism.Research@nau.edu](mailto:Tourism.Research@nau.edu)  
 Revised: 1-26-2021