

**Apache County Workforce Data by Sector (Not Seasonally Adjusted)**

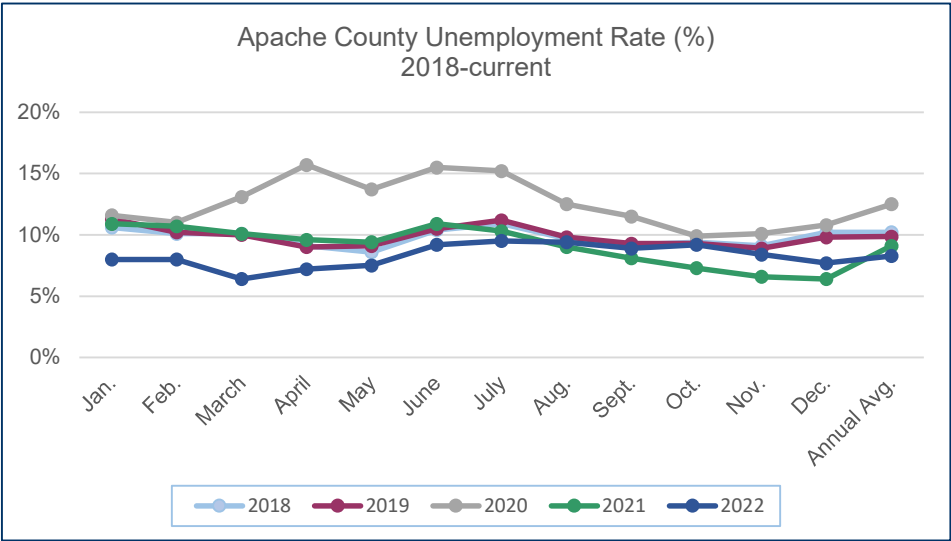
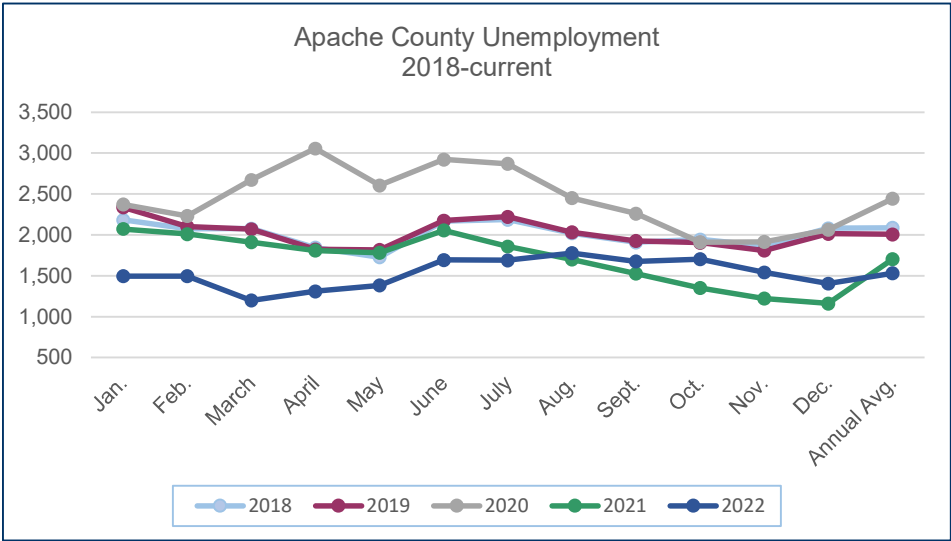
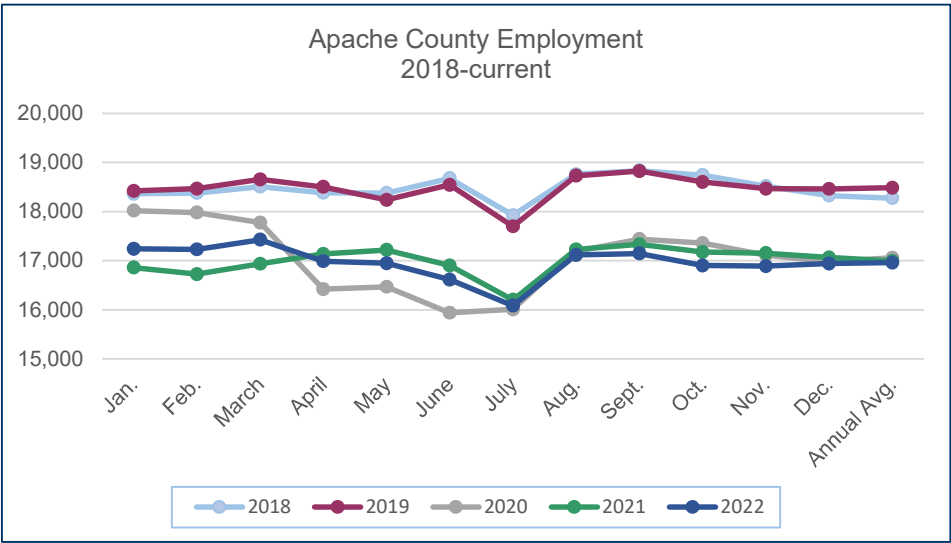
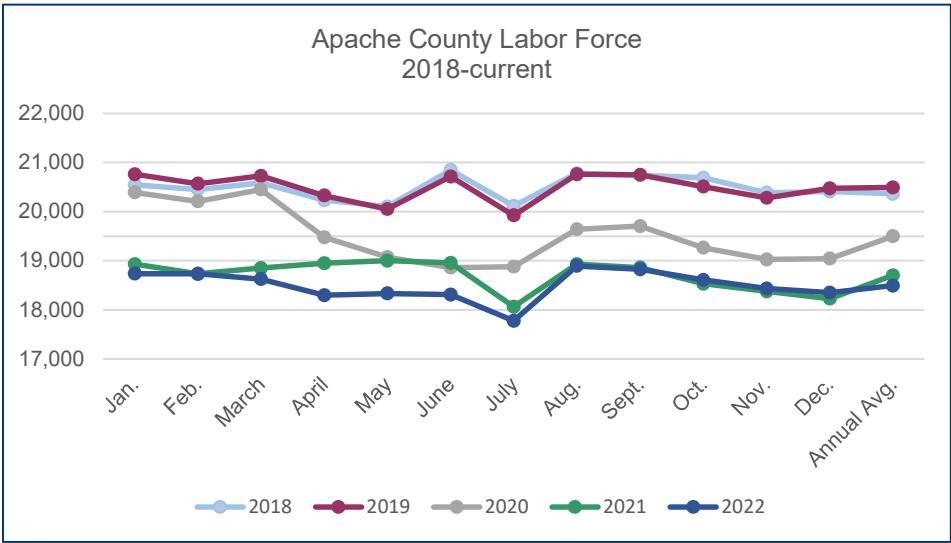
<b>2022</b>	<b>Jan.</b>	<b>Feb.</b>	<b>March</b>	<b>April</b>	<b>May</b>	<b>June</b>	<b>July</b>	<b>Aug.</b>	<b>Sept.</b>	<b>Oct.</b>	<b>Nov.</b>	<b>Dec.</b>	<b>Annual Avg.</b>
Total Nonfarm	16,800	16,875	16,925	16,875	16,800	16,350	15,875	16,950	16,925	16,825	16,675	16,700	16,725
Total Private	7,175	7,200	7,250	7,250	7,300	7,375	7,375	7,425	7,400	7,400	7,375	7,400	7,350
Goods Producing	725	725	750	775	750	750	775	775	775	800	800	775	775
Service-Providing	16,075	16,150	16,175	16,100	16,050	15,600	15,100	16,175	16,150	16,025	15,875	15,925	15,950
Private Service-Providing	6,450	6,475	6,500	6,475	6,550	6,625	6,600	6,650	6,625	6,600	6,575	6,625	6,575
Trade, Transportation, and Utilities	2,050	2,050	2,075	2,100	2,125	2,175	2,200	2,200	2,200	2,150	2,150	2,125	2,125
Other Private Service-Providing	4,400	4,425	4,425	4,375	4,425	4,450	4,400	4,450	4,425	4,450	4,425	4,500	4,450
Government	9,625	9,675	9,675	9,625	9,500	8,975	8,500	9,525	9,525	9,425	9,300	9,300	9,375
Federal Government	2,575	2,625	2,625	2,675	2,700	2,725	2,575	2,725	2,750	2,675	2,625	2,625	2,650
State and Local Government	7,050	7,050	7,050	6,950	6,800	6,250	5,925	6,800	6,775	6,750	6,675	6,675	6,725

**Apache County Workforce Data (Not Seasonally Adjusted)**

<b>Labor Force</b>	<b>Jan.</b>	<b>Feb.</b>	<b>March</b>	<b>April</b>	<b>May</b>	<b>June</b>	<b>July</b>	<b>Aug.</b>	<b>Sept.</b>	<b>Oct.</b>	<b>Nov.</b>	<b>Dec.</b>	<b>Annual Avg.</b>
2018	20,542	20,451	20,585	20,235	20,105	20,849	20,115	20,782	20,743	20,689	20,388	20,409	20,361
2019	20,760	20,569	20,724	20,328	20,053	20,716	19,923	20,762	20,752	20,507	20,279	20,475	20,491
2020	20,393	20,212	20,448	19,477	19,069	18,860	18,876	19,641	19,703	19,268	19,027	19,045	19,502
2021	18,932	18,734	18,848	18,947	19,002	18,956	18,060	18,931	18,859	18,529	18,375	18,224	18,700
2022	18,736	18,729	18,627	18,296	18,335	18,308	17,775	18,894	18,825	18,606	18,431	18,351	18,493
<b>Employment</b>	<b>Jan.</b>	<b>Feb.</b>	<b>March</b>	<b>April</b>	<b>May</b>	<b>June</b>	<b>July</b>	<b>Aug.</b>	<b>Sept.</b>	<b>Oct.</b>	<b>Nov.</b>	<b>Dec.</b>	<b>Annual Avg.</b>
2018	18,360	18,378	18,509	18,389	18,378	18,680	17,927	18,760	18,836	18,746	18,523	18,330	18,274
2019	18,423	18,467	18,654	18,506	18,237	18,542	17,700	18,730	18,825	18,603	18,471	18,461	18,485
2020	18,021	17,981	17,777	16,420	16,465	15,937	16,008	17,191	17,443	17,358	17,113	16,983	17,058
2021	16,860	16,725	16,938	17,137	17,219	16,899	16,202	17,232	17,331	17,178	17,154	17,063	16,995
2022	17,241	17,233	17,428	16,987	16,951	16,615	16,084	17,117	17,149	16,902	16,890	16,945	16,962
<b>Unemployment</b>	<b>Jan.</b>	<b>Feb.</b>	<b>March</b>	<b>April</b>	<b>May</b>	<b>June</b>	<b>July</b>	<b>Aug.</b>	<b>Sept.</b>	<b>Oct.</b>	<b>Nov.</b>	<b>Dec.</b>	<b>Annual Avg.</b>
2018	2,182	2,073	2,076	1,846	1,727	2,169	2,188	2,022	1,907	1,943	1,865	2,079	2,087
2019	2,337	2,102	2,070	1,822	1,816	2,174	2,223	2,032	1,927	1,904	1,808	2,014	2,006
2020	2,372	2,231	2,671	3,057	2,604	2,923	2,868	2,450	2,260	1,910	1,914	2,062	2,444
2021	2,072	2,009	1,910	1,810	1,783	2,057	1,858	1,699	1,528	1,351	1,221	1,161	1,705
2022	1,495	1,496	1,199	1,309	1,384	1,693	1,691	1,777	1,676	1,704	1,541	1,406	1,531
<b>Unemployment Rate (Unadjusted)</b>	<b>Jan.</b>	<b>Feb.</b>	<b>March</b>	<b>April</b>	<b>May</b>	<b>June</b>	<b>July</b>	<b>Aug.</b>	<b>Sept.</b>	<b>Oct.</b>	<b>Nov.</b>	<b>Dec.</b>	<b>Annual Avg.</b>
2018	10.6%	10.1%	10.1%	9.1%	8.6%	10.4%	10.9%	9.7%	9.2%	9.4%	9.1%	10.2%	10.2%
2019	11.3%	10.2%	10.0%	9.0%	9.1%	10.5%	11.2%	9.8%	9.3%	9.3%	8.9%	9.8%	9.9%
2020	11.6%	11.0%	13.1%	15.7%	13.7%	15.5%	15.2%	12.5%	11.5%	9.9%	10.1%	10.8%	12.5%
2021	10.9%	10.7%	10.1%	9.6%	9.4%	10.9%	10.3%	9.0%	8.1%	7.3%	6.6%	6.4%	9.1%
2022	8.0%	8.0%	6.4%	7.2%	7.5%	9.2%	9.5%	9.4%	8.9%	9.2%	8.4%	7.7%	8.3%

Source: <https://www.azcommerce.com/oeo/>

2020 and 2021 data revised April 2022



Source: <https://www.azcommerce.com/oeo/>. If you require an accessible version of this document, please contact us at [Tourism.Research@nau.edu](mailto:Tourism.Research@nau.edu)