

**Cochise County Workforce Data by Sector (Not Seasonally Adjusted)**

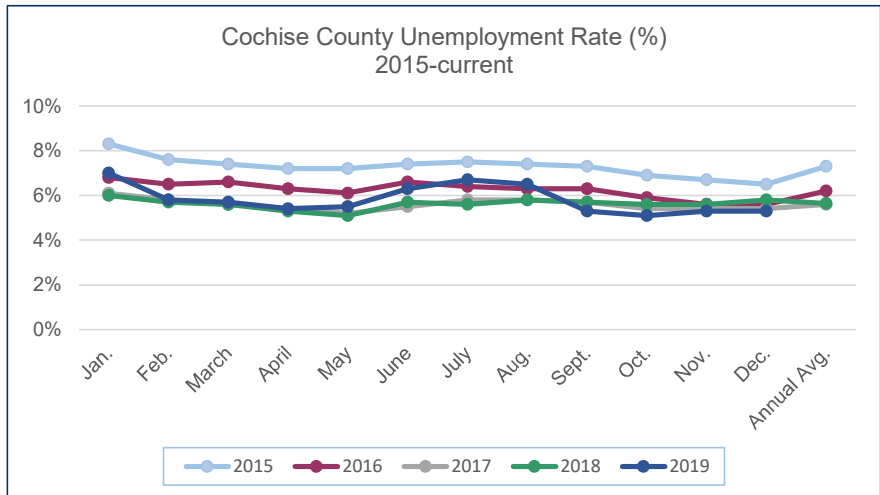
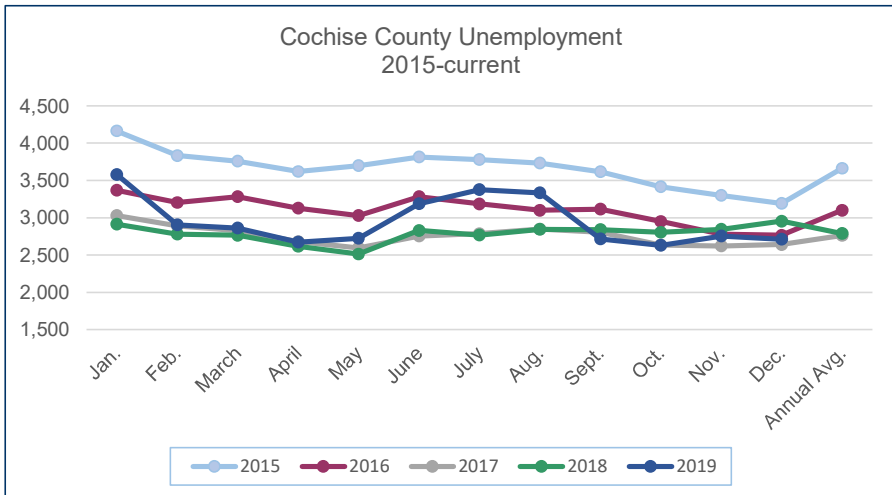
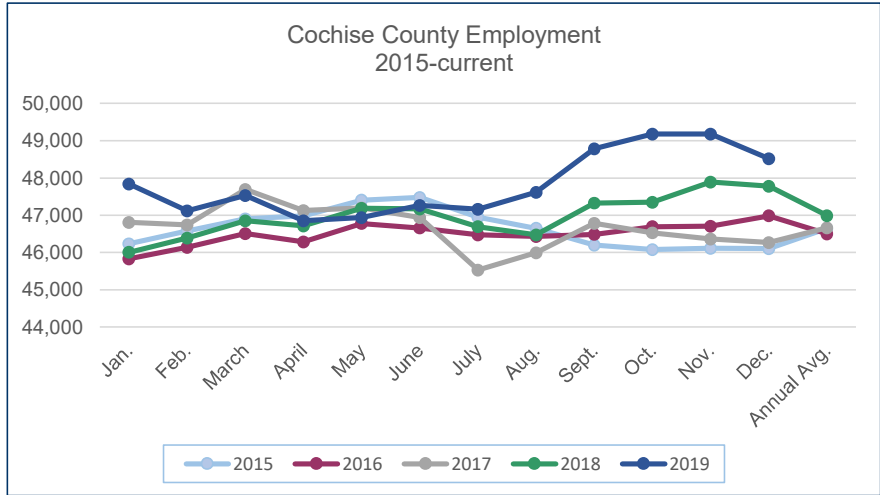
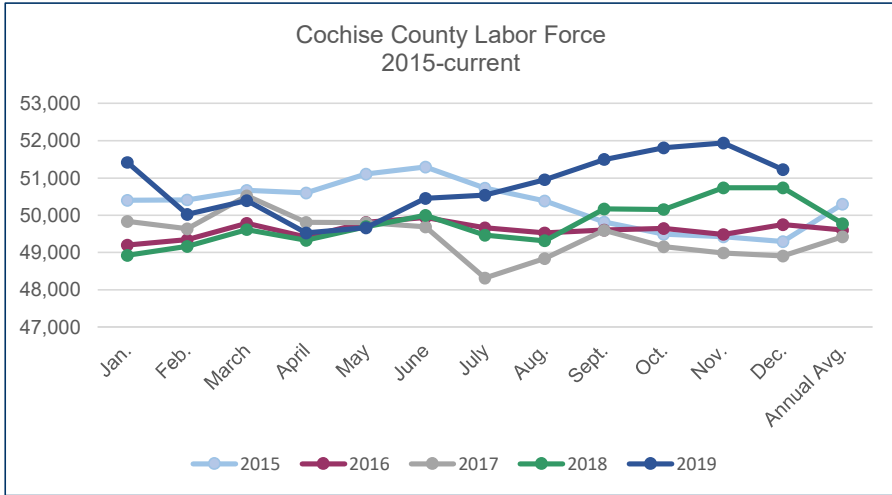
2019	Jan.	Feb.	March	April	May	June	July	Aug.	Sept.	Oct.	Nov.	Dec.	Annual Avg.
Total Nonfarm	33,700	33,200	33,600	33,800	33,700	33,200	32,700	33,600	33,900	34,400	34,700	34,400	33,700
Total Private	22,600	22,500	22,800	22,900	22,800	22,900	22,600	22,800	22,600	22,900	23,100	22,800	22,800
Goods Producing	2,300	2,300	2,300	2,400	2,400	2,400	2,400	2,400	2,400	2,500	2,400	2,400	2,400
Service-Providing	31,400	30,900	31,300	31,400	31,300	30,800	30,300	31,200	31,500	31,900	32,300	32,000	31,400
Private Service-Providing	20,300	20,200	20,500	20,500	20,400	20,500	20,200	20,400	20,200	20,400	20,700	20,400	20,400
Trade, Transportation, and Utilities	5,800	5,600	5,600	5,600	5,600	5,700	5,600	5,600	5,500	5,600	5,700	5,700	5,600
Information	400	400	500	500	500	500	400	400	500	500	500	500	500
Financial Activities	1,300	1,300	1,400	1,400	1,400	1,400	1,400	1,400	1,400	1,400	1,400	1,400	1,400
Professional and Business Services	3,900	3,900	3,900	3,900	3,900	3,900	3,800	3,900	3,800	3,900	4,100	3,800	3,900
Educational and Health Services	4,700	4,700	4,700	4,700	4,700	4,700	4,800	4,800	4,800	4,800	4,800	4,800	4,800
Leisure and Hospitality	3,500	3,600	3,700	3,700	3,600	3,600	3,500	3,600	3,500	3,500	3,500	3,500	3,600
Other Private Service-Providing	700	700	700	700	700	700	700	700	700	700	700	700	700
Government	11,100	10,700	10,800	10,900	10,900	10,300	10,100	10,800	11,300	11,500	11,600	11,600	11,000
Federal Government	4,700	4,700	4,700	4,800	4,800	4,800	4,900	4,800	4,800	4,800	4,800	4,800	4,800
State and Local Government	6,400	6,000	6,100	6,100	6,100	5,500	5,200	6,000	6,500	6,700	6,800	6,800	6,200

**Cochise County Workforce Data (Not Seasonally Adjusted)**

Labor Force	Jan.	Feb.	March	April	May	June	July	Aug.	Sept.	Oct.	Nov.	Dec.	Annual Avg.
2015	50,400	50,410	50,671	50,597	51,102	51,296	50,723	50,386	49,817	49,496	49,420	49,296	50,302
2016	49,200	49,343	49,789	49,417	49,804	49,939	49,661	49,529	49,600	49,641	49,483	49,750	49,597
2017	49,834	49,638	50,518	49,805	49,797	49,686	48,316	48,841	49,593	49,161	48,990	48,906	49,424
2018	48,922	49,165	49,612	49,328	49,696	49,998	49,464	49,317	50,170	50,156	50,734	50,732	49,774
2019	51,420	50,022	50,388	49,523	49,662	50,455	50,543	50,951	51,496	51,811	51,936	51,228	
Employment	Jan.	Feb.	March	April	May	June	July	Aug.	Sept.	Oct.	Nov.	Dec.	Annual Avg.
2015	46,236	46,577	46,910	46,976	47,403	47,480	46,941	46,650	46,199	46,080	46,119	46,103	46,640
2016	45,831	46,140	46,506	46,290	46,776	46,658	46,475	46,428	46,487	46,691	46,704	46,985	46,498
2017	46,805	46,746	47,691	47,125	47,201	46,932	45,530	45,994	46,788	46,526	46,366	46,267	46,664
2018	46,006	46,386	46,847	46,713	47,182	47,168	46,695	46,475	47,330	47,351	47,890	47,778	46,985
2019	47,842	47,119	47,527	46,852	46,936	47,265	47,166	47,614	48,780	49,180	49,181	48,516	
Unemployment	Jan.	Feb.	March	April	May	June	July	Aug.	Sept.	Oct.	Nov.	Dec.	Annual Avg.
2015	4,164	3,833	3,761	3,621	3,699	3,816	3,782	3,736	3,618	3,416	3,301	3,193	3,662
2016	3,369	3,203	3,283	3,127	3,028	3,281	3,186	3,101	3,113	2,950	2,779	2,765	3,099
2017	3,029	2,892	2,827	2,680	2,596	2,754	2,786	2,847	2,805	2,635	2,624	2,639	2,760
2018	2,916	2,779	2,765	2,615	2,514	2,830	2,769	2,842	2,840	2,805	2,844	2,954	2,789
2019	3,578	2,903	2,861	2,671	2,726	3,190	3,377	3,337	2,716	2,631	2,755	2,712	
Unemployment Rate	Jan.	Feb.	March	April	May	June	July	Aug.	Sept.	Oct.	Nov.	Dec.	Annual Avg.
2015	8.3%	7.6%	7.4%	7.2%	7.2%	7.4%	7.5%	7.4%	7.3%	6.9%	6.7%	6.5%	7.3%
2016	6.8%	6.5%	6.6%	6.3%	6.1%	6.6%	6.4%	6.3%	6.3%	5.9%	5.6%	5.6%	6.2%
2017	6.1%	5.8%	5.6%	5.4%	5.2%	5.5%	5.8%	5.8%	5.7%	5.4%	5.4%	5.4%	5.6%
2018	6.0%	5.7%	5.6%	5.3%	5.1%	5.7%	5.6%	5.8%	5.7%	5.6%	5.6%	5.8%	5.6%
2019	7.0%	5.8%	5.7%	5.4%	5.5%	6.3%	6.7%	6.5%	5.3%	5.1%	5.3%	5.3%	

Source: <https://laborstats.az.gov/local-area-unemployment-statistics>

Revised: July 2019



Source: <https://laborstats.az.gov/local-area-unemployment-statistics>. If you require an accessible version of this document, please contact us at [Tourism.Research@nau.edu](mailto:Tourism.Research@nau.edu)