

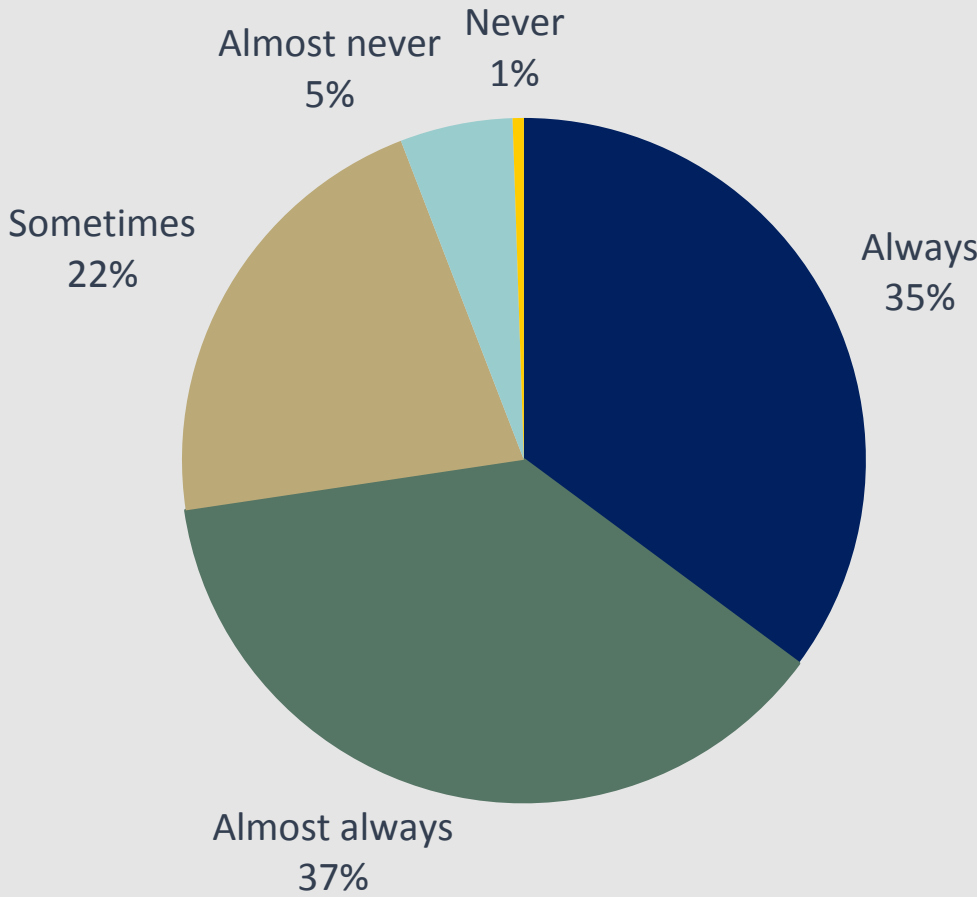


A Look at NAU Advising: Graduating Senior Survey Results

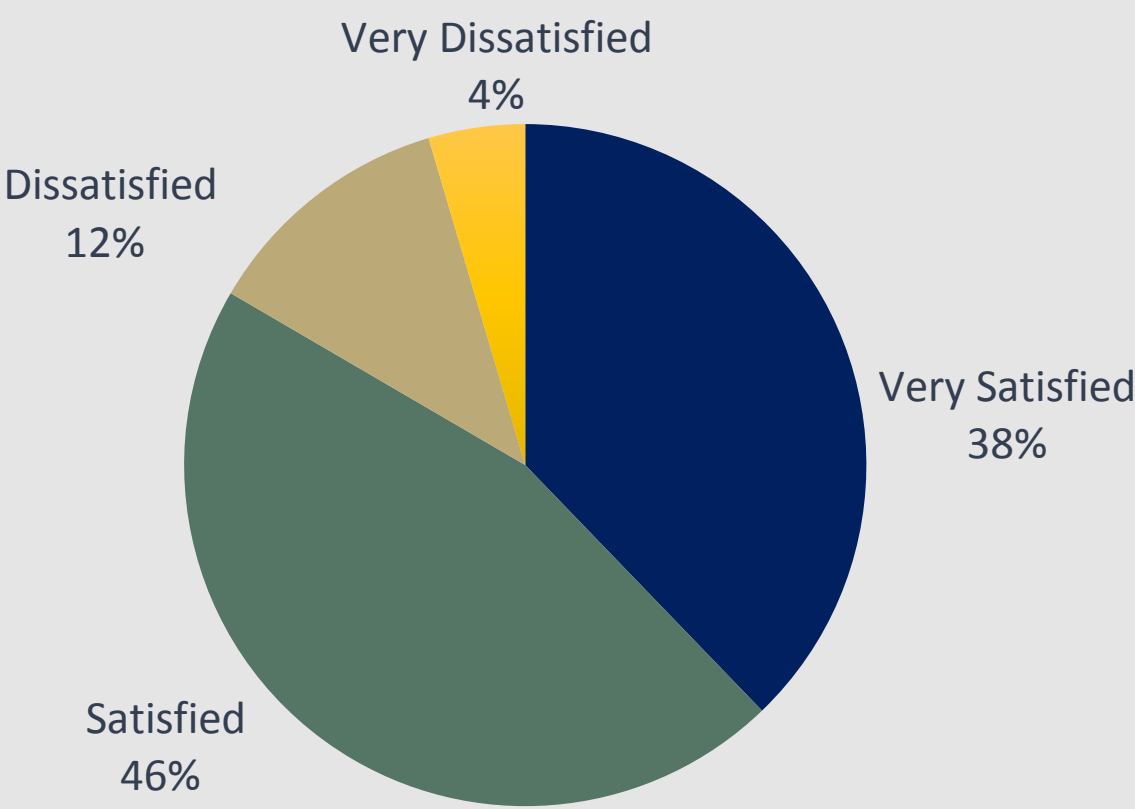
3,635 survey responses out of a
population of 4,857
75% Response Rate

Data from graduates at all NAU
Campuses Fall 2013 through
Summer 2014

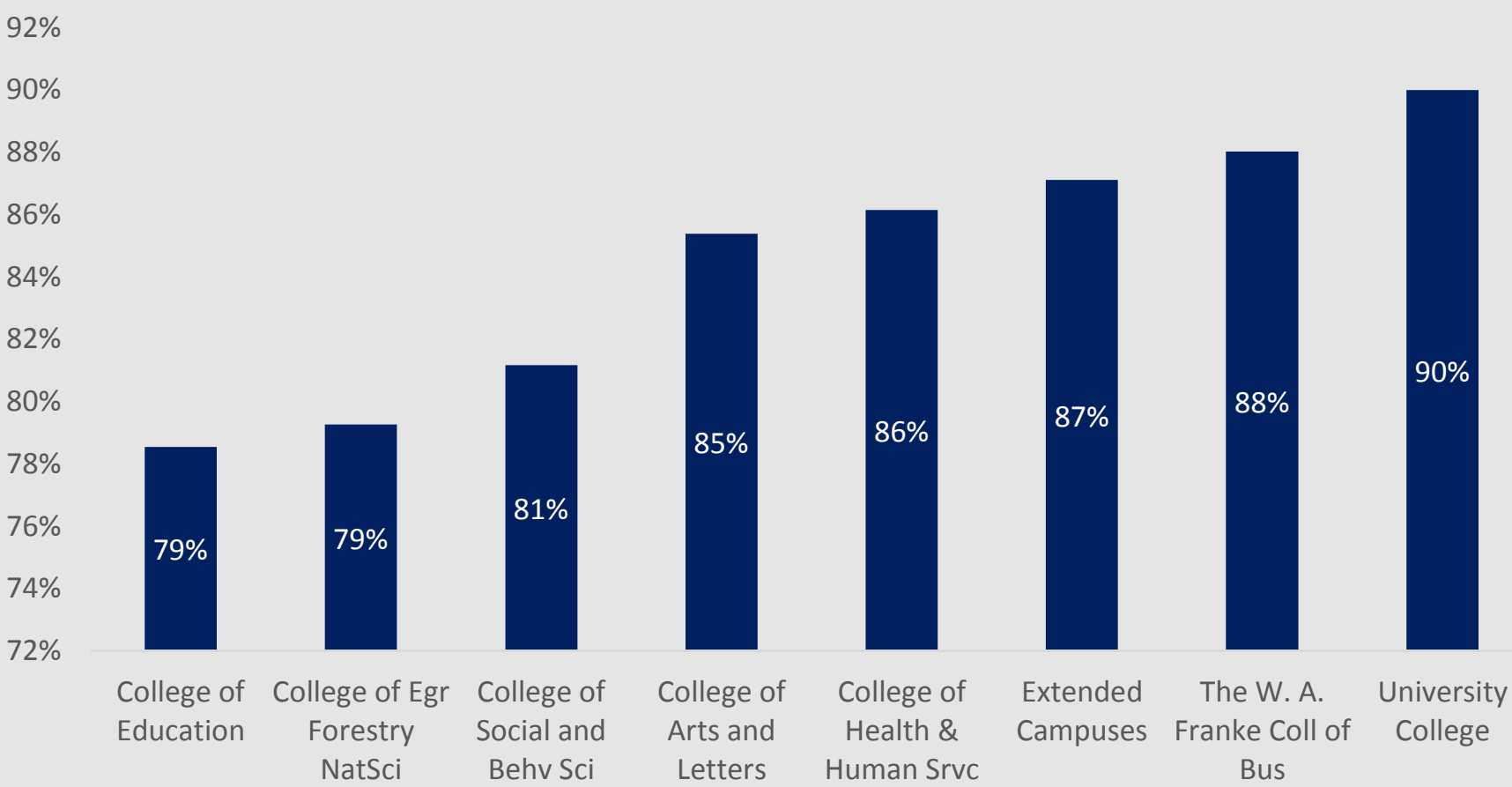
Availability of Advising



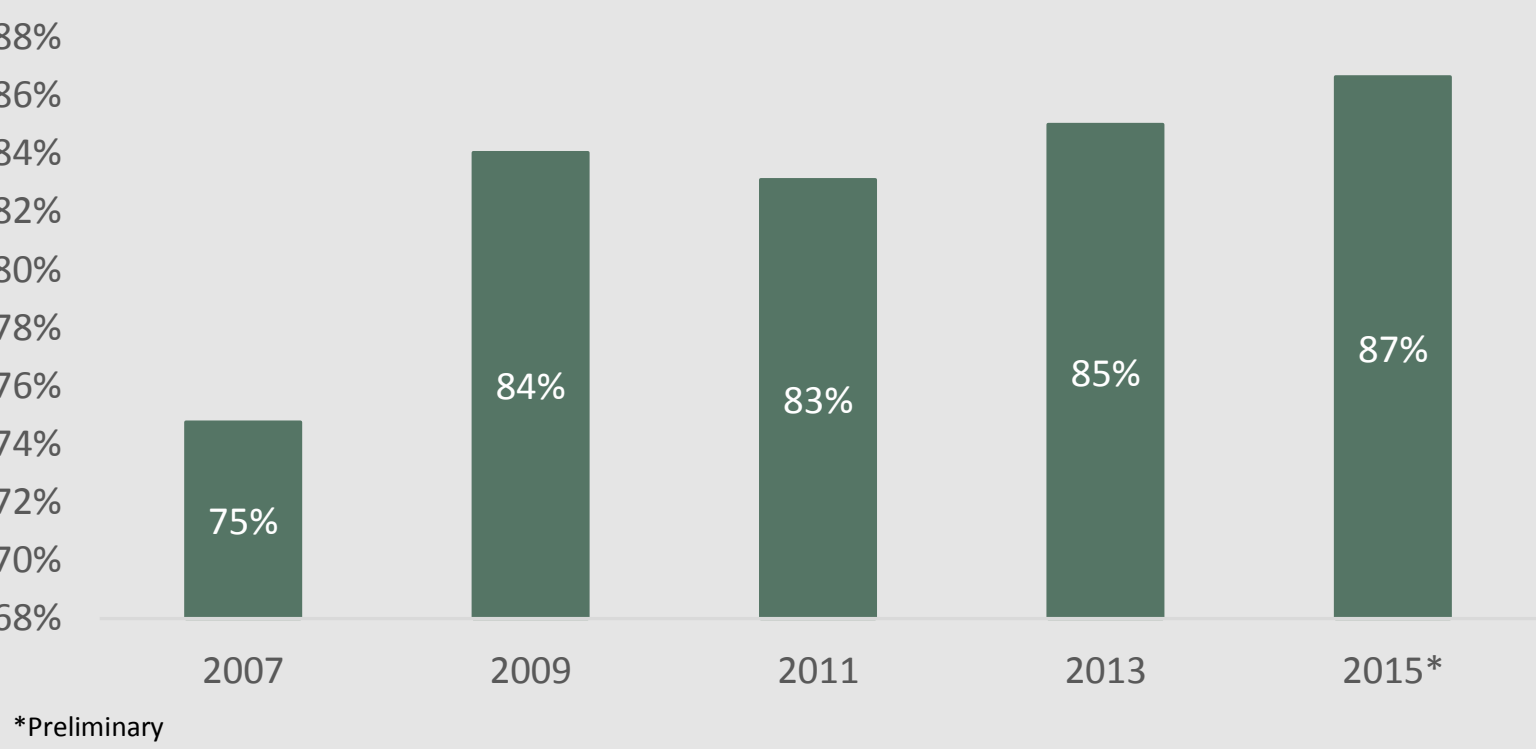
Satisfaction with Advising in Major Field of Study



Advising Very Satisfied/ Satisfied by College

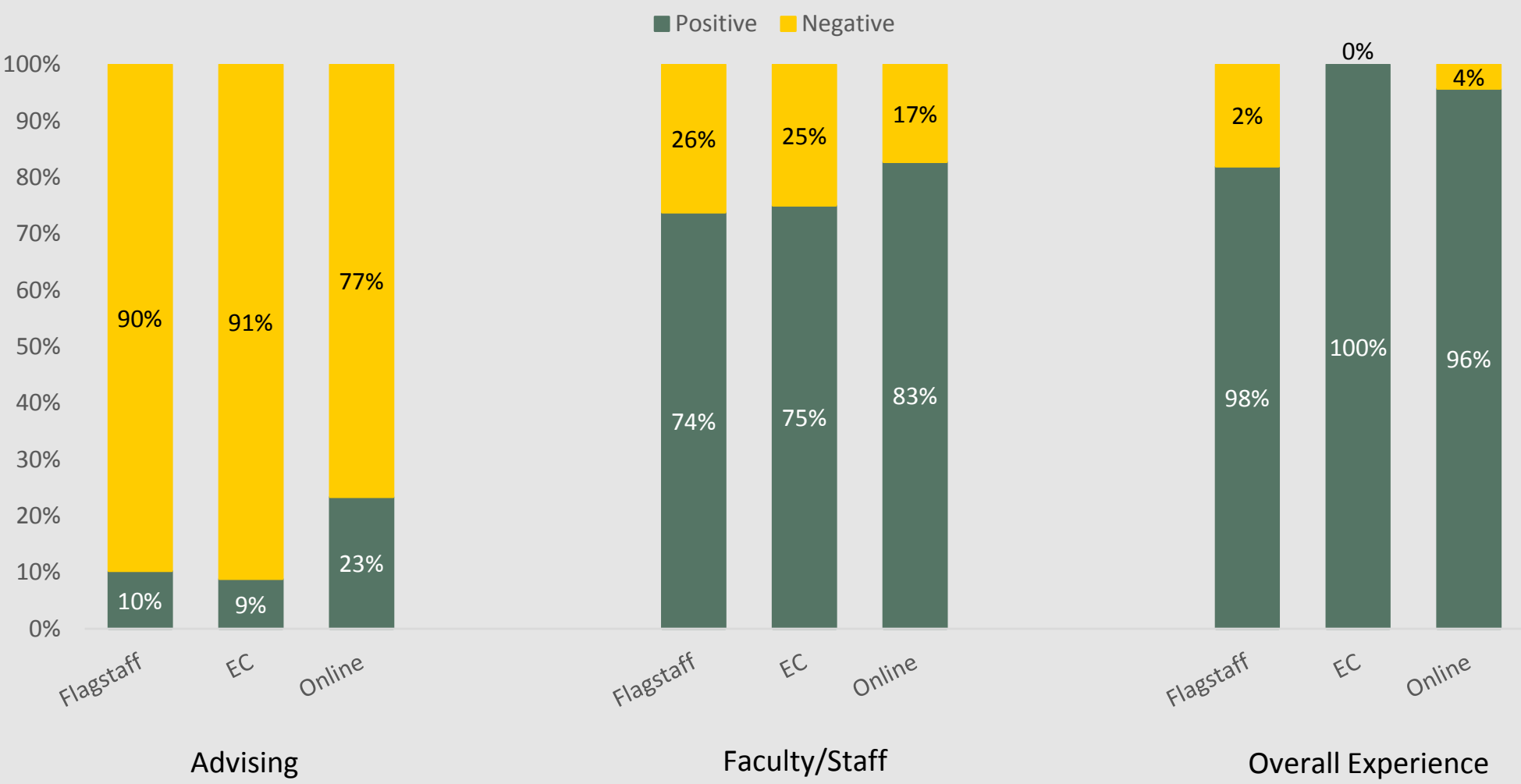


Satisfaction With Academic Advising in the Major Field of Study Trend
(% Satisfied or Very Satisfied)



1,395 respondents provided a comment. Comments were analyzed for content and organized into categories and campus. Across all campuses, most comments focused on advising, faculty/staff, and student’s own NAU experience. While comments about faculty/staff and general experience were overwhelmingly positive, advising across all campuses was perceived quite negatively. For example, on the Flagstaff campus, 74 percent of faculty/staff-related comments were positive, 98 percent of comments focused on overall experience were positive, but 90 percent of advising-related comments were negative.

Most Frequent Positive and Negative Comments



Fewer than 21 Respondents		
Academic Plan	Satisfied or Very Satisfied	Numbers of Respondents
Comp Cultural Studies (BA)	100.0%	5
Early Childhood Edu (BSED)	100.0%	5
HlthSci-Phys Ed (BSED)	100.0%	5
IntSt-Entrepreneurship (BA)	100.0%	5
HlthSci-Fit Wellness (BS)	100.0%	6
Music Performance (BMUS)	100.0%	6
Physics (BS)	100.0%	6
Philosophy (BA)	100.0%	7
Theatre (BA)	100.0%	7
ApSci-CriminalJustice (BAS)	100.0%	8
Athletic Training (BS)	100.0%	8
Environmental Sciences (BS)	100.0%	8
Geology (BS)	100.0%	8
IntSt-JustAdm 90-30 (BA)	100.0%	9
IntSt-Justice Admin (BA)	100.0%	9
Art Education (BSED)	100.0%	10
Spanish (BA)	100.0%	10
DH Deg Cmpltn Prgm (BSDH)	100.0%	11
SecEd-Mathematics (BSED)	100.0%	11
Nursing (BSN) PB	100.0%	12
IntSt-ApHumBeh (BA)	100.0%	14
Int'l Hospitality Mgt (BS)	100.0%	15
Psychological Sciences (BS)	95.0%	20
Environmental Studies (BS)	94.1%	17
SecEd-Hist&SSt (BSED)	92.9%	14
ApSci-TechMgt - Yuma (BAS)	90.9%	11
University Studies (BUS)	90.0%	20
ApSci-PublicAdmin (BAS)	88.9%	9
International Affairs (BA)	88.9%	18
HlthSci-ParCare (BS)	87.5%	8
HlthSci-DMIT (BS)	85.7%	7
Political Science (BA)	84.6%	13
Ap Indigenous Studies (BS)	83.3%	6
CTE-OcpEd 90-30 (BSED)	83.3%	12
Business Econ (BSBA)	83.3%	18
IntSt-Emer Mgmt 90-30 (BS)	83.3%	18
Theatre (BS)	81.8%	11
IntSt-Humanities 90-30 (BA)	80.0%	5
EnviroSci-Biology (BS)	77.8%	9
Geology-General (BS)	77.8%	9
IntSt-PubAdmin 90-30 (BA)	76.9%	13
Environmental Studies (BA)	75.0%	8
IntSt-Criminal Just (BS)	75.0%	8
Perf-Instrumntl Music (BMUS)	75.0%	8
Microbiology (BS)	75.0%	12
Computer Science (BSCS)	75.0%	16
Photography (BS)	73.3%	15
History (BS)	70.0%	10
Comp Info Systems (BSBA)	70.0%	20
MusiSecEd-Choral (BMED)	66.7%	6
Environmental Engr (BSE)	66.7%	15
IntSt-Arts and Ltrs (BS)	60.0%	5
History (BA)	54.5%	11
Sociology (BA)	50.0%	6
Music (BA)	40.0%	5

More than 20 Respondents		
Academic Plan	Satisfied or Very Satisfied	Numbers of Respondents
Nursing-OptRgstrNurs(BSN) PB	100.0%	23
Nursing-OptRgstrNurs(BSN)	97.1%	70
IntSt-Humanities 90-30 (BS)	96.7%	30
Nursing (BSN)	96.0%	50
Mathematics (BS)	95.8%	24
Hotel & Rstrnt Mgt (BS)	95.4%	131
Nursing-AcclrtdOpt (BSN) PB	95.2%	21
Finance (BSBA)	94.6%	56
ApSci-Admin-Yuma (BAS)	93.5%	31
Dental Hygiene (BSDH)	92.0%	25
Chemistry (BS)	91.7%	24
SecEd-English (BSED)	91.3%	23
Criminology&CrimJust (BS)	89.1%	110
Parks & Rec Mgt (BS)	88.9%	45
Accountancy (BSACCY)	87.8%	49
Mechanical Engr (BSE)	87.3%	71
Business Admin - Yuma (BBA)	87.1%	93
Sp&Elem Educ (BSED)	86.9%	61
Marketing (BSBA)	86.6%	67
Civil Engineering (BSE)	85.7%	21
Comm Studies (BS)	85.7%	21
IntSt-TechMgt 90-30 (BS)	85.7%	21
Psychology (BA)	85.7%	35
English (BA)	85.5%	62
Forestry (BSF)	85.3%	34
Psychology (BS)	84.3%	121
IntSt-PubAdmin 90-30 (BS)	83.0%	106
Electronic Media & Film (BS)	82.8%	29
Political Science (BS)	82.6%	23
IntSt-JustAdm 90-30 (BS)	80.0%	25
Sociology (BS)	79.4%	34
Construction Mgt (BS)	79.2%	24
Public Relations (BS)	79.2%	24
Interior Design (BS)	78.3%	23
Anthropology (BA)	76.5%	34
Electrical Engr (BSE)	76.0%	25
Social Work (BSW)	75.7%	37
Strategic Comm (BS)	75.0%	28
Elem Edu (BSED)	74.5%	110
ApSci-EarlyChildhood (BAS)	71.4%	21
Exercise Science (BS)	71.3%	80
Biology (BS)	69.3%	114
Biomedical Science (BS)	68.7%	83
Hlth Sci-Public Health (BS)	66.7%	42
Management (BSBA)	66.7%	54
IntSt-SpchLangSci&Tech (BA)	64.0%	25
Advertising (BS)	63.0%	27
Journalism (BSJOUR)	63.0%	27
Visual Comm (BFA)	60.0%	25
IntSt-SpchLangSci&Tech (BS)	37.5%	24

Academic plans with fewer than five respondents were excluded from this assessment. In a group of academic plans with 20 or fewer respondents, 22 plans had 100 percent of respondents being very satisfied or satisfied with advising. In the group of academic plans with more than 20 respondents, seven plans had more than 95 percent of respondents being very satisfied or satisfied with advising. Among these seven plans were four highly structured nursing programs.