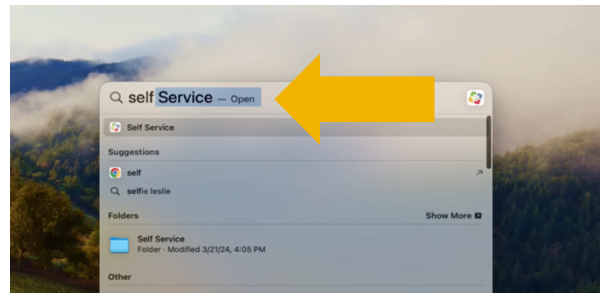
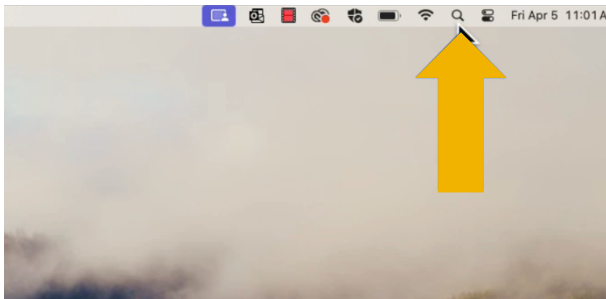


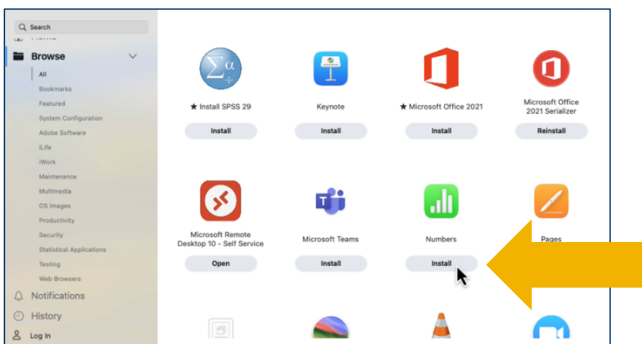
INSTALLING AN APP ON YOUR NAU ISSUED APPLE MACHINE



If you need to install an app on your NAU issued Apple machine, you can easily do so yourself!

Open Self Service.

Navigate to your spotlight search and search for "Self Service".



A pop up will appear with all available apps for you to install on your device. Click "install" below the app you want to install. Please allow a few minutes for the app to install.