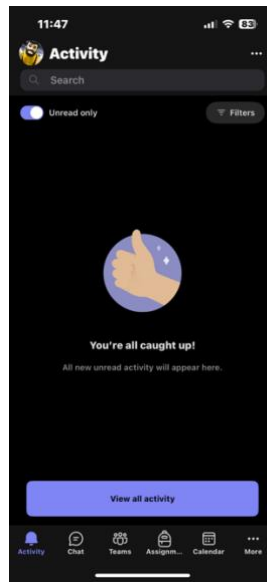


CHECKING YOUR MICROSOFT TEAMS VOICEMAIL

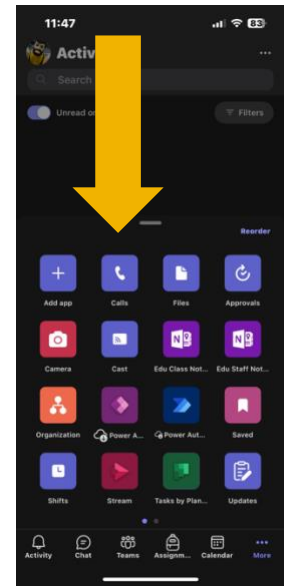
On your mobile device



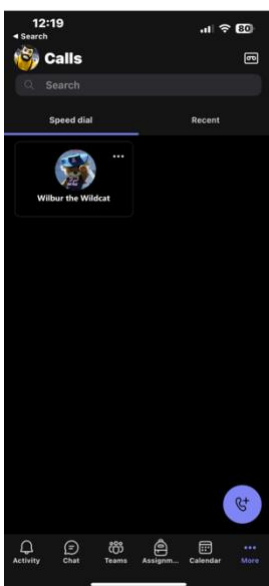
First, open the Microsoft Teams app on your mobile device.



Tap "More"

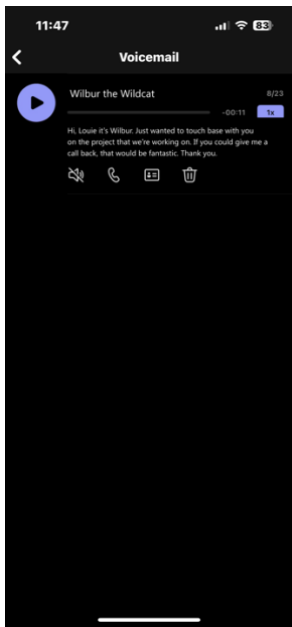


Tap "Calls"

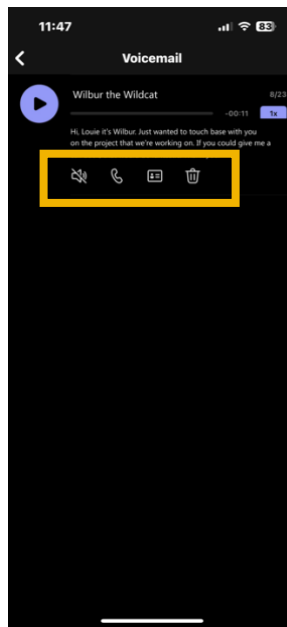


Tap the tap icon in the upper right-hand corner.

Have questions? Call the Service Desk
928.523.3335 or open a Service Now ticket



The call will expand displaying the voicemail transcript. To listen to the voicemail, tap the purple play button.



You can call the user back by tapping on the phone icon under the voicemail information, tap the contact card icon to see their contact information or delete the voicemail by tapping the trash can icon.