

Fall 2022

STUDENT LEVEL	Headcount	%
Undergraduate	23,207	83%
Graduate	4,883	17%
Total	28,090	100%

GENDER	Headcount	%
Undergraduate Students		
Men	8,551	37%
Women	14,656	63%
Total	23,207	100%

GENDER	Headcount	%
Graduate Students		
Men	1,725	35%
Women	3,158	65%
Total	4,883	100%

NEW UNDERGRADUATES	Headcount	%
First-time Freshmen*	5,574	77%
New Transfers*	1,688	23%
Total	7,262	100%

CAMPUS	Headcount	%
Community Campuses	1,399	5%
Flagstaff **	21,411	76%
Online	4,933	18%
Yuma	347	1%
Total	28,090	100%

*Based on Revised CO2 Cohort with removal of deceased students
 **Includes the Phoenix Biomedical Campus
 Due to rounding, percentages may not equal 100.

SOURCE: Official 21st Day Census- All Enrolled Students, NAU Office of Strategic Planning, Institutional Research, and Analytics

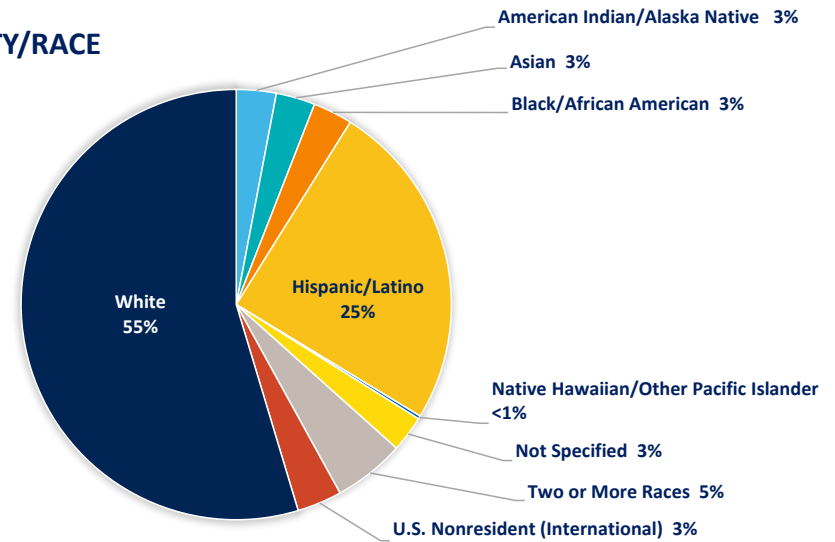
FULL-TIME/PART-TIME	Headcount	%
Undergraduate Students		
Full-time	20,011	86%
Part-time	3,196	14%
Total	23,207	100%

FULL-TIME/PART-TIME	Headcount	%
Graduate Students		
Full-time	2,724	56%
Part-time	2,159	44%
Total	4,883	100%

RESIDENCY	Headcount	%
Resident	18,503	66%
Nonresident	9,587	34%
Total	28,090	100%

IPEDS ETHNICITY/RACE	Headcount	%
American Indian/Alaska Native	841	3%
Asian	825	3%
Black/African American	833	3%
Hispanic/Latino	6,960	25%
Native Hawaiian/Other Pacific Islander	68	<1%
Not Specified	763	3%
Two or More Races	1,505	5%
U.S. Nonresident (International)	944	3%
White	15,351	55%
Total	28,090	100%

IPEDS ETHNICITY/RACE
FALL 2022



Fall 2022

AGE	Average	Median
Undergraduate	22	20
Graduate	32	29
First-time Freshman	18	18

STATE BUDGET

FY 2022 Expenditure Authority
\$291,548,800

FULL-TIME FACULTY/STAFF

Faculty	1,054
Other employees	1,987
Total	3,041

ON-CAMPUS HOUSING*

Capacity	7,782
Occupancy	7,698
Singles units	2%
Doubles units	45%
Triples/suites	32%
Apartments	21%

LOWER DIVISION MAIN CLASS SIZE DISTRIBUTION

2-9	10-19	20-29	30-39	40-49	50-99	100+
4%	15%	31%	18%	8%	16%	7%

CLASS LEVEL

CLASS LEVEL	SCH	FTE
Lower-division	196,547	13,103
Upper-division	114,515	9,543
Graduate	42,720	4,272
Total	353,781	26,918

TOP 5 UNDERGRADUATE ACADEMIC PLANS (does not include Post-Baccalaureate Students)

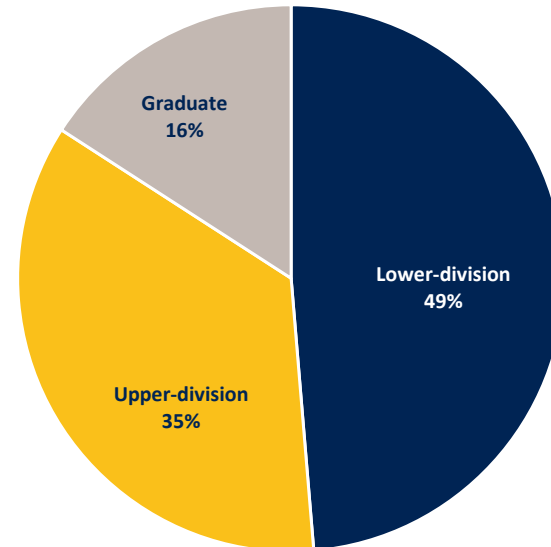
	Headcount	%
Nursing (BSN)	1,165	5%
Psychological Sciences (BS)	1,017	4%
Criminology & Criminal Justice (BS)	933	4%
Biomedical Science (BS)	923	4%
Psychology (BS)	787	3%

TOP 5 GRADUATE ACADEMIC PLANS

	Headcount	%
Computer Information Technology (M)	432	9%
Computer Science (MS)	319	7%
Physical Therapy - Entry Level (DPT)	290	6%
Organizational Leadership (M)	223	5%
Educational Leadership - Principal Pre K-12 (MED)	180	4%

Class Level FTE

Fall 2022



*American Campus Communities' Hilltop Townhomes, Skyview, and The Suites are not included in these data.
 Due to rounding, percentages may not equal 100.
 SOURCE: Official 21st Day Census--All Enrolled Students, NAU Office of Strategic Planning, Institutional Research, and Analytics



Approved Arizona Board of Regents Comparator Institutions for NAU

SCHOOL	Enrollment Total	Enrollment Undergraduate	Enrollment Graduate	Bachelor's Awards	Master's Awards	Doctorates Awards	UG % Diversity	UG % Full-time	High School Top Ten %*
Ball State University	20,319	14,898	5,421	3,408	2,357	68	22%	88%	N/A
Central Michigan University	15,424	11,417	4,007	3,365	1,506	238	22%	86%	N/A
East Carolina University	28,021	22,463	5,558	5,101	1,343	306	33%	81%	12%
Illinois State University	20,233	17,674	2,559	4,420	820	53	29%	93%	N/A
Mississippi State University	23,086	18,584	4,502	4,525	841	237	25%	90%	26%
Northern Arizona University	28,711	24,162	4,549	6,198	1,328	220	40%	82%	22%
Old Dominion University	23,494	18,678	4,816	3,932	980	233	54%	74%	10%
Sam Houston State University	21,612	18,288	3,324	4,346	836	69	50%	78%	33%
Towson University	20,856	17,907	2,949	4,628	989	30	51%	87%	36%
University of Akron-Main	14,498	12,254	2,244	2,602	678	271	23%	77%	18%
University of Louisiana-Lafayette	16,225	13,700	2,525	2,806	706	66	35%	79%	16%
University of North Georgia	18,972	18,143	829	2,159	203	47	26%	66%	38%
Virginia Commonwealth University	28,594	21,394	7,200	5,314	1,274	795	54%	87%	18%
Western Michigan University	18,266	14,587	3,679	3,551	1,210	124	24%	83%	16%

NOTE: IPEDS College Navigator Fall 2021 enrollment and IPEDS Data Center 2020/21 (first major) awards data. UG % Diversity is based on IPEDS ethnicity/race of American Indian/Alaska Native, Asian, Black or African American, Hispanic, Native Hawaiian/Other Pacific Islander, and Two or More races/ethnicities.

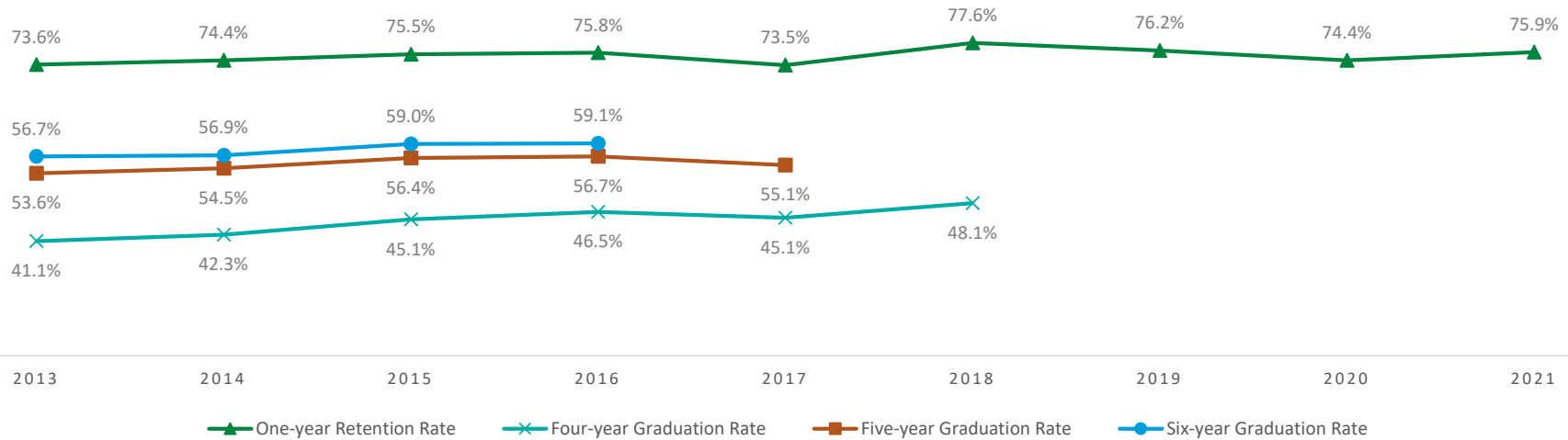
* Based on US News Fall 2021 Data

Program	Bachelor	Master	Doctor	Program	Bachelor	Master	Doctor	Program	Bachelor	Master	Doctor
Accountancy	BSACCY			Educational Leadership - Community College / Higher Education		MED	EDD	Marketing		BSBA	
Anthropology	BA	MA		Educational Leadership - Instructional Leadership K-12 School Leadership		MED		Materials Science			MS
Applied Computer Science	BS			Educational Leadership - K-12 Administration			EDD	Mathematics	BS		MS
Applied Criminology		MS		Educational Leadership - Principal K-12		MED		Mathematics Education			MS
Applied Indigenous Studies	BS			Educational Technology		MED		Mechanical Engineering	BS	MS	PHD
Applied Linguistics			PHD	Electrical Engineering	BS	MS		Microbiology	BS		
Applied Linguistics and Teaching English as a Second Language		MA		Elementary Education	BSED	MED		Modern Languages	BA		
Applied Physics		MS		Elementary Education - Certification		MED		Multidisciplinary Engineering	BS		
Applied Physics and Materials Science			PHD	Elementary Education - Learning and Pedagogy	BSED			Music	BA	MM	
Applied Science - Administration	BAS			Elementary Education - Reading K-8		MED		Music Performance	BMUS		
Applied Science - Early Childhood	BAS			Engineering - Environmental Engineering		MENG		Music Secondary Education	BMED		
Applied Science - Emergency Management	BAS			Engineering - Mechanical Engineering		MENG		Nursing	BSN	MS	
Applied Science - Industrial Technology Management	BAS			English	BA			Nursing - Accelerated Option	BSN		
Applied Science - Justice Studies	BAS			English - Literature		MA		Nursing - Family Nurse Practitioner		MS	
Applied Science - Logistics and Supply Chain Management	BAS			English - Professional Writing		MA		Nursing - Option for Registered Nurses	BSN		
Applied Science - Public Administration	BAS			English - Rhetoric, Writing, and Digital Media Studies		MA		Nursing Practice			DNP
Applied Science - Technology Management	BAS			Environmental and Sustainability Studies	BA, BS			Occupational Therapy			OTD
Applied Sociology		MA		Environmental Engineering	BS	MS		Organizational Leadership			M
Art Education	BSED			Environmental Sciences	BS			Parks and Recreation Management	BS	MS	
Astronomy	BS			Environmental Sciences and Policy		MS		Philosophy	BA		
Astronomy and Planetary Science			PHD	ESL and Bilingual Education - Bilingual		MED		Philosophy, Politics and Law	BA		
Athletic Training		MS		ESL and Bilingual Education - ESL		MED		Photography	BS		
Bioengineering			PHD	Exercise Physiology	BS			Physical Therapy - Entry Level			DPT
Biological and Natural Resource Sciences	BS			Finance	BSBA			Physician Assistant Studies		MPAS	
Biology	BS	MS	PHD	Forest Science			PHD	Physics	BS		
Biomedical Science	BS			Forestry	BSF	MF, MSF		Physics and Astrophysics	BS		
Building Science		MS		Geographic Information Science with Remote Sensing		MS		Political Science	BS	MA	PHD
Business Administration	BBA	MBA		Geography		MS		Politics and Government	BA		
Business Economics	BSBA			Geography, Environment, and Society	BS			Psychological Sciences	BS	MA	
Career and Technical Education		MED		Geology	BS	MS		Public Administration	B	MPA	
Career and Technical Education 90-30	BSED			Global Business Administration		MGBA		Public Health - Health Promotion			MPH
Chemistry	BS	MS		Health Sciences - Allied Health	BS			Public Health - Nutrition			MPH
Chemistry - American Chemical Society	BS			Health Sciences - Fitness Wellness	BS			School Psychology			EDS
Civil and Environmental Engineering			PHD	Health Sciences - Nutrition and Foods	BS			Science Teaching			MA
Civil Engineering	BS	MS		Health Sciences - Physical Education	BSED			Secondary Education - Biology	BSED		
Civil Engineering Professional		MENG		Health Sciences - Public Health	BS			Secondary Education - Certification			MED
Climate Science and Solutions		MS		History	BA, BS	MA		Secondary Education - Chemistry	BSED		
Clinical Mental Health Counseling		MA		Hotel and Restaurant Management	BS			Secondary Education - Continuing Professional			MED
Clinical Psychology			PSYD	Human Relations		MED		Secondary Education - Earth Science	BSED		
Clinical Speech - Language Pathology		MS		Indian Country Criminal Justice	BS			Secondary Education - English	BSED		
Combined Counseling/School Psychology			PHD	Informatics	BS	MS		Secondary Education - General Science	BSED		
Communication		MA		Informatics and Computing			PHD	Secondary Education - History and Social Studies	BSED		
Communication Sciences and Disorders	BS			Information Systems	BSBA			Secondary Education - Mathematics	BSED		
Communication Studies	BA, BS			Interdisciplinary Health			PHD	Secondary Education - Physics	BSED		
Comparative Cultural Studies	BA			Interdisciplinary Studies - Administration	B			Secondary Education - Spanish	BSED		
Computer Engineering	BS			Interdisciplinary Studies - Applied Human Behavior 90-30	B			Social Work	BSW	MSW	
Computer Information Technology	BA, BS	M		Interdisciplinary Studies - Early Childhood	B			Social Work - Advanced Standing			MSW
Computer Science	BSCS	MS		Interdisciplinary Studies - Emergency Management 90-30	B			Sociology	BS		
Construction Management	BS			Interdisciplinary Studies - Hospitality Leadership 90-30	B			Software Engineering	BS		
Counseling - School Counseling		MED		Interdisciplinary Studies - Humanities 90-30	B			Spanish	BA	MAT	
Counseling - Student Affairs		MED		Interdisciplinary Studies - Industrial Leadership 90-30	B			Special and Elementary Education	BSED		
Creative Media and Film	BS			Interdisciplinary Studies - Justice Studies 90-30	B			Special Education			MED
Creative Writing		MFA		Interdisciplinary Studies - Learning and Pedagogy	B			Special Education - Early Childhood Special Education with Certification			MED
Criminology and Criminal Justice	BS			Interdisciplinary Studies - Public Administration 90-30	B			Special Education - Mild/Moderate Disabilities Certified			MED
Curriculum and Instruction			PHD	Interdisciplinary Studies - Strategic Leadership 90-30	B			Statistics			MS
Cybersecurity	BS	MS		Interdisciplinary Studies - Technology Management 90-30	B			Strategic Communication	BS		
Data Science	BS			Interior Design	BS			Studio Art	BFA		
Dental Hygiene	BSDH			International Affairs	BA			Sustainable Communities			MA
Dental Hygiene - Degree Completion Program	BSDH			International Education Leadership		MED		Teaching Science with Certification			MAT
Early Childhood Education		MED		Journalism	BS/JOUR			Theatre	BA, BS		
Early Childhood Education & Early Childhood Special Education	BSED			Journalism and Political Science	BS			University Studies		BUS	
Earth Sciences and Environmental Sustainability			PHD	Justice Studies	B			Visual Communication		BFA	
Ecology and Evolutionary Biology	BS			Liberal Arts	BA, BS			Women's and Gender Studies	BS		
Educational Foundations		MED		Management	BA, BS, BSBA						

SOURCE: NAU Office of Strategic Planning, Institutional Research, and Analytics

Entering Fall	First-time Full-time Freshmen	One-year Retention Rate	Four-year Graduation Rate	Five-year Graduation Rate	Six-year Graduation Rate
2013	4,337	73.6%	41.1%	53.6%	56.7%
2014	4,378	74.4%	42.3%	54.5%	56.9%
2015	4,658	75.5%	45.1%	56.4%	59.0%
2016	5,004	75.8%	46.5%	56.7%	59.1%
2017	5,257	73.5%	45.1%	55.1%	
2018	5,044	77.6%	48.1%		
2019	4,767	76.2%			
2020	4,587	74.4%			
2021	4,747	75.9%			
2022	5,433				

Retention and Graduation Rates
First-time, Full-time Freshman Cohorts



Deceased students removed from cohort as of 6/20/2023.

SOURCE: NAU Office of Strategic Planning, Institutional Research, and Analytics