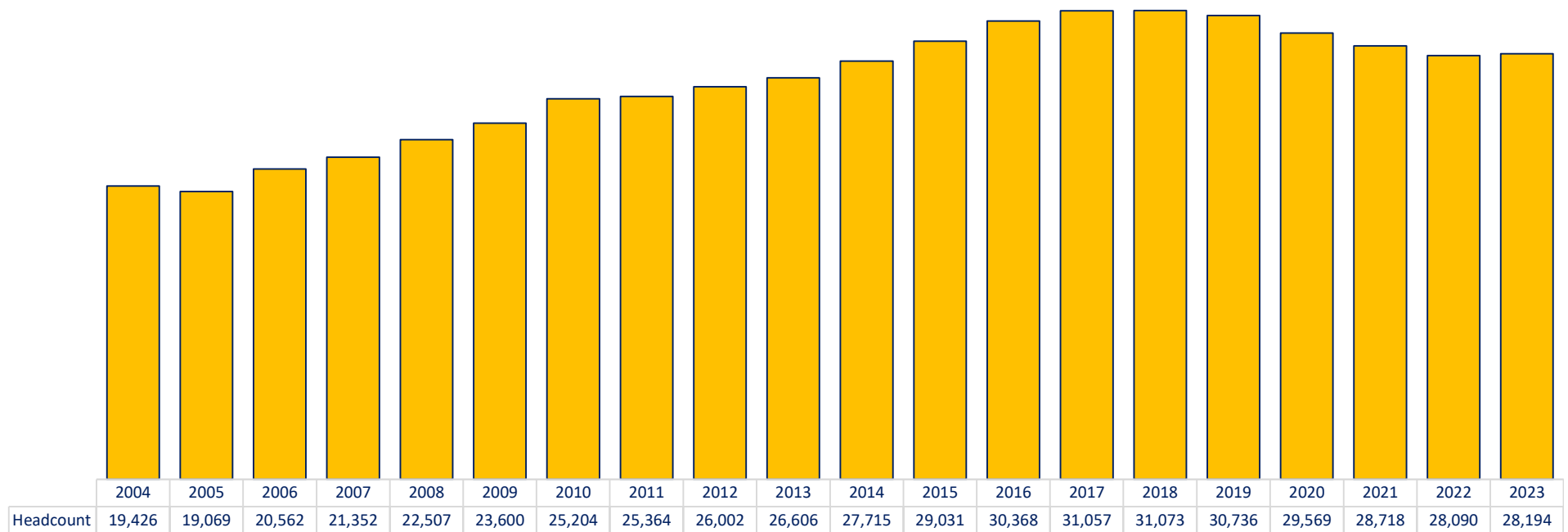


Fall Semester

YEAR	HEADCOUNT	YEAR	HEADCOUNT	YEAR	HEADCOUNT	YEAR	HEADCOUNT	YEAR	HEADCOUNT	YEAR	HEADCOUNT
1899	23	1950	677	2001	19,728	2007	21,352	2013	26,606	2019	30,736
1900	36	1960	2,069	2002	19,907	2008	22,507	2014	27,715	2020	29,569
1910	92	1970	8,160	2003	19,198	2009	23,600	2015	29,031	2021	28,718
1920	102	1980	11,601	2004	19,426	2010	25,204	2016	30,368	2022	28,090
1930	476	1990	16,994	2005	19,069	2011	25,364	2017	31,057	2023	28,194
1940	535	2000	19,964	2006	20,562	2012	26,002	2018	31,073		

Fall Semester Headcount 20-Year Trend



SOURCE: Official 21st Day Census-All Enrolled Students, NAU Office of Strategic Planning, Institutional Research, and Analytics, NAU Cline Library Special Collections and Archives

YEAR	PRESIDENT
2021 -	José Luis Cruz Rivera, B.S., M.S., Ph.D.
2014 - 2021	Rita H. Cheng, B.S., M.B.A., Ph.D.
2001 - 2014	John D. Haeger, B.S., M.S., Ph.D.
2001 - 2001	Owen F. Cargol, B.S., M.Ed., Ed.D.
1994 - 2001	Clara M. Lovett, B.A., M.A., Ph.D.
1993 - 1994	Patsy B. Reed, B.S., M.S., Ph.D. (Interim)
1979 - 1993	Eugene M. Hughes, B.S., M.S., Ph.D.
1957 - 1979	J. Lawrence Walkup, B.S., B.A., M.Ed., Ed.D.
1947 - 1957	Lacey A. Eastburn, B.S.Ed., B.A., M.A., LL.D., Ed.D.
1945 - 1947	Tom O. Bellwood, A.B., A.M., LL.D., Ed.D.
1933 - 1944	Thomas J. Tormey, B.S., Ph.D.
1926 - 1933	Grady Gammage, A.B., A.M., LL.D.
1925 - 1926	Fasset A. Cotton, A.B., Ph.B., LL.D.
1920 - 1925	Lynn B. McMullen, B.S., A.M.
1919 - 1920	John O. Creager, A.B., A.M.
1918 - 1919	Guy E. Cornelius, B.Pd., Sc.B.
1909 - 1918	Rudolph H.H. Blome, B.S., Ph.D.
1899 - 1909	Almon N. Taylor, B.L., Ph.D.



President José Luis Cruz Rivera

YEAR	INSTITUTIONAL NAMES
1966	Northern Arizona University
1945	Arizona State College at Flagstaff
1929	Arizona State Teachers College at Flagstaff
1925	Northern Arizona State Teachers College
1899	Northern Arizona Normal School



Student-Athlete High Performance Center

SOURCE: NAU Office of Strategic Planning, Institutional Research, and Analytics, Cline Library Special Collections and Archives

Alabama	The University of South Alabama	Louisiana	University of Louisiana at Lafayette* University of New Orleans	Ohio	Bowling Green State University-Main Campus Cleveland State University Miami University-Oxford University of Akron Main Campus* University of Toledo Wright State University-Main Campus
Alaska	University of Alaska Fairbanks	Maryland	Morgan State University Towson University* University of Maryland Eastern Shore	Oregon	Portland State University
Arizona	Arizona State University Digital Immersion Northern Arizona University	Massachusetts	University of Massachusetts-Boston University of Massachusetts-Dartmouth University of Massachusetts-Lowell	Pennsylvania	Indiana University of Pennsylvania-Main Campus West Chester University of Pennsylvania
Arkansas	Arkansas State University-Main Campus University of Arkansas at Little Rock	Michigan	Central Michigan University* Eastern Michigan University Michigan Technological University Oakland University Western Michigan University*	Puerto Rico	University of Puerto Rico-Rio Piedras
California	California State University-San Bernardino California State University-East Bay California State University-Long Beach California State University-Fresno California State University-Fullerton San Diego State University San Francisco State University University of California-Merced	Mississippi	Jackson State University Mississippi State University*	Rhode Island	University of Rhode Island
Colorado	University of Colorado Colorado Springs	Missouri	Missouri University of Science and Technology University of Missouri-Kansas City University of Missouri-St Louis	South Dakota	South Dakota State University University of South Dakota
Florida	Florida Agricultural and Mechanical University Florida Atlantic University University of North Florida	Nebraska	University of Nebraska at Omaha	Tennessee	East Tennessee State University Middle Tennessee State University Tennessee State University Tennessee Technological University
Georgia	Augusta University Georgia Southern University Kennesaw State University University of North Georgia*	New Jersey	Montclair State University Rowan University Rutgers University-Camden Rutgers University-Newark	Texas	Prairie View A & M University Sam Houston State University* Tarleton State University Texas A & M University-Corpus Christi Texas A & M University-Kingsville Texas Southern University Texas State University The University of Texas at Tyler The University of Texas Rio Grande Valley
Idaho	Boise State University Idaho State University University of Idaho	New Mexico	New Mexico State University-Main Campus	Vermont	University of Vermont
Illinois	Illinois State University* Northern Illinois University Southern Illinois University Carbondale	New York	CUNY City College SUNY College of Environmental Science and Forestry	Virginia	College of William and Mary James Madison University Old Dominion University* Virginia Commonwealth University*
Indiana	Ball State University* Indiana University-Purdue University-Indianapolis	North Carolina	East Carolina University* North Carolina A & T State University University of North Carolina at Charlotte University of North Carolina at Greensboro University of North Carolina Wilmington	West Virginia	Marshall University
Kansas	Wichita State University	North Dakota	University of North Dakota	Wyoming	University of Wyoming
Louisiana	Louisiana Tech University Southern University and A & M College				

*NAU ABOR-approved Peer Institutions including University of North Georgia, University of Louisiana at Lafayette, Towson University, Mississippi State University, Old Dominion University and Virginia Commonwealth University which are not Carnegie Peers

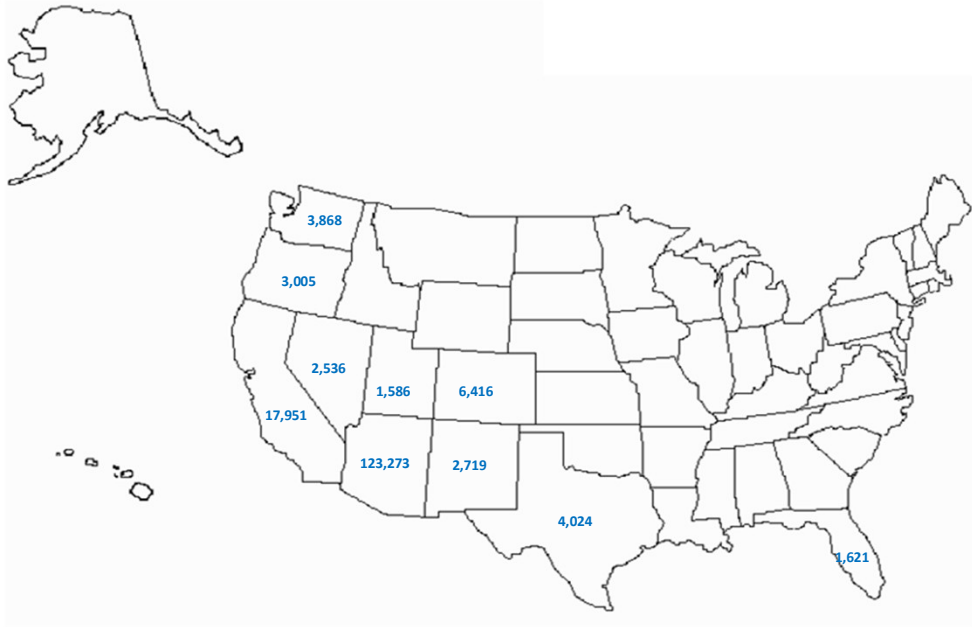
NOTE: Doctoral Universities. Includes institutions that awarded at least 20 research/scholarship doctoral degrees during the update year and also institutions with below 20 research/scholarship doctoral degrees that awarded at least 30 professional practice doctoral degrees in at least 2 programs. Excludes Special Focus Institutions and Tribal Colleges.

SOURCE: Carnegie Classification 2021: Doctoral Universities - High Research Activity - Public

Total Current Arizona Alumni
123,273
Total Current United States Alumni
189,750

TOP TEN STATES

Arizona	65%	Oregon	2%
California	9%	New Mexico	1%
Colorado	3%	Nevada	1%
Texas	2%	Florida	1%
Washington	2%	Utah	1%



STATE	Alumni	STATE	Alumni
Alabama	257	Maine	207
Alaska	1,159	Maryland	595
Arizona	123,273	Massachusetts	563
Apache County	1,708	Michigan	844
Cochise County	1,355	Minnesota	962
Coconino County	17,454	Mississippi	109
Gila County	899	Missouri	676
Graham County	831	Montana	749
Greenlee County	121	Nebraska	301
La Paz County	164	Nevada	2,536
Maricopa County	65,845	New Hampshire	212
Mohave County	2,500	New Jersey	432
Navajo County	2,886	New Mexico	2,719
Pima County	13,785	New York	1,143
Pinal County	3,613	North Carolina	1,064
Santa Cruz County	556	North Dakota	173
Yavapai County	6,474	Ohio	839
Yuma County	5,075	Oklahoma	458
Arkansas	285	Oregon	3,005
California	17,951	Pennsylvania	798
Colorado	6,416	Rhode Island	85
Connecticut	353	South Carolina	358
Delaware	64	South Dakota	218
District of Columbia	113	Tennessee	666
Florida	1,621	Texas	4,024
Georgia	789	Utah	1,586
Hawaii	885	Vermont	168
Idaho	1,383	Virginia	1,265
Illinois	1,474	Washington	3,868
Indiana	488	West Virginia	66
Iowa	420	Wisconsin	754
Kansas	464	Wyoming	435
Kentucky	260	Non-US Sites*	4,695
Louisiana	217	TOTAL	194,445

SOURCE: NAU Alumni Office—Addressable alumni as of 9/27/2023

"The title, 'Regents' Professor' is reserved for faculty members with exceptional achievements that have brought them national or international distinction. The title serves as recognition of the highest merit and unusual contributions to the quality of the individual's university."

Arizona Board of Regents Policy Manual 6-208

Name	Discipline	Year Appointed
Catherine Gehring	Biological Sciences	2023
Heidi Wayment	Psychological Sciences	2023
Scott Goetz Ph.D.	Informatics, Computing and Cyber Systems	2021
Jani Ingram Ph.D.	Chemistry and Biochemistry	2021
Björn Krondorfer Ph.D.	Religious Studies	2021
Yiqi Luo Ph.D.	Biological Sciences	2021
Michelle Mack Ph.D.	Biological Sciences	2021
Ted Schuur Ph.D.	Biological Sciences	2021
Miguel José Yacamán Ph.D.	Applied Physics and Materials Sciences	2021
Julie Baldwin, Ph.D.	Health Sciences	2019
Peter Fulé, Ph.D.	Forestry	2019
Andrew Richardson, Ph.D.	Informatics, Computing and Cyber Systems	2019
Nancy Johnson, Ph.D.	Biological Sciences	2017
Bruce Hungate, Ph.D.	Biological Sciences	2015
Paul Beier, Ph.D.	Forestry	2013
Edith Copley, Ph.D.	Music	2013
Darrell Kaufman, Ph.D.	Geology / Environmental Science	2013
William Grabe, Ph.D.	English	2009
Lee Drickamer, Ph.D.	Biological Sciences	2004
Raymond Michalowski, Ph.D.	Criminal Justice	2004
Kiisa Nishikawa, Ph.D.	Biological Sciences	2003
Jim Simmerman, MFA	English	2003
Paul Keim, Ph.D.	Biological Sciences	2002
Thomas McPoil, Ph.D.	Physical Therapy	2001
Zachary Smith, Ph.D.	Political Science	2001

Name	Discipline	Year Appointed
Karen VanWinkle-Swift, Ph.D.	Biological Sciences	2001
Douglas Biber, Ph.D.	English	2000
Stan L. Lindstedt, Ph.D.	Biological Sciences	1999
Michael R. Wagner, Ph.D.	Forestry	1999
Jill Dubisch, Ph.D.	Anthropology	1998
Michael Eastman, Ph.D.	Chemistry	1998
Donald V. Bendel, Ph.D.	Fine Arts	1997
Curtis M. Hinsley, Jr., Ph.D.	History	1997
Graydon L. Berlin, Ph.D.	Geography and Public Planning	1996
Dean W. Blinn, Ph.D.	Biological Sciences	1996
William W. Covington, Ph.D.	Forestry	1995
Robert T. Trotter, II, Ph.D.	Anthropology	1995
Thomas G. Whitham, Ph.D.	Biological Sciences	1995
Dickson A. Mungazi, Ph.D.	Education	1994
Peter W. Price, Ph.D.	Biological Sciences	1994
Gina P. Cantoni, Ph.D.	Bilingual/Multicultural Education	1991
H. Lloyd Mogensen, Ph.D.	Biological Sciences	1991
James D. Sexton, Ph.D.	Anthropology	1991
Monte M. Poen, Ph.D.	History	1990
Stanley Beus, Ph.D.	Geology	1989
Lawrence M. Perko, Ph.D.	Mathematics	1989
Russell P. Balda, Ph.D.	Biological Sciences	1988
J. Dale Nations, Ph.D.	Geology	1988
William J. Roosen, Ph.D.	History	1988

SOURCE: Office of the Provost

FALL SEMESTER 2023

8/24/2023 - 8/31/2023	Lumberjack Experiences (formerly Welcome Week)
8/28/2023	Fall Semester Begins
9/4/2023	Labor Day (University Closed)
10/13/2023 - 10/15/2023	Family Weekend
10/23/2023 - 10/28/2023	Homecoming Week
11/10/2023	Veteran's Day (University Closed)
11/23/2023 - 11/24/2023	Thanksgiving Break (University Closed)
12/8/2023	Last Day of Instruction
12/11/2023 - 12/14/2023	Finals Week
12/15/2023	Fall Commencement

WINTER SESSION 2023

12/18/2023	Winter Session Instruction Begins
12/25/2023	Christmast Day (University Closed)
12/26/2023	President's Holiday (University Closed)
12/27/2023 - 12/29/2023	Winter Break (University Closed)
1/1/2024	New Year's Day (University Closed)
1/12/2024	Last Day of Instruction

SPRING SEMESTER 2024

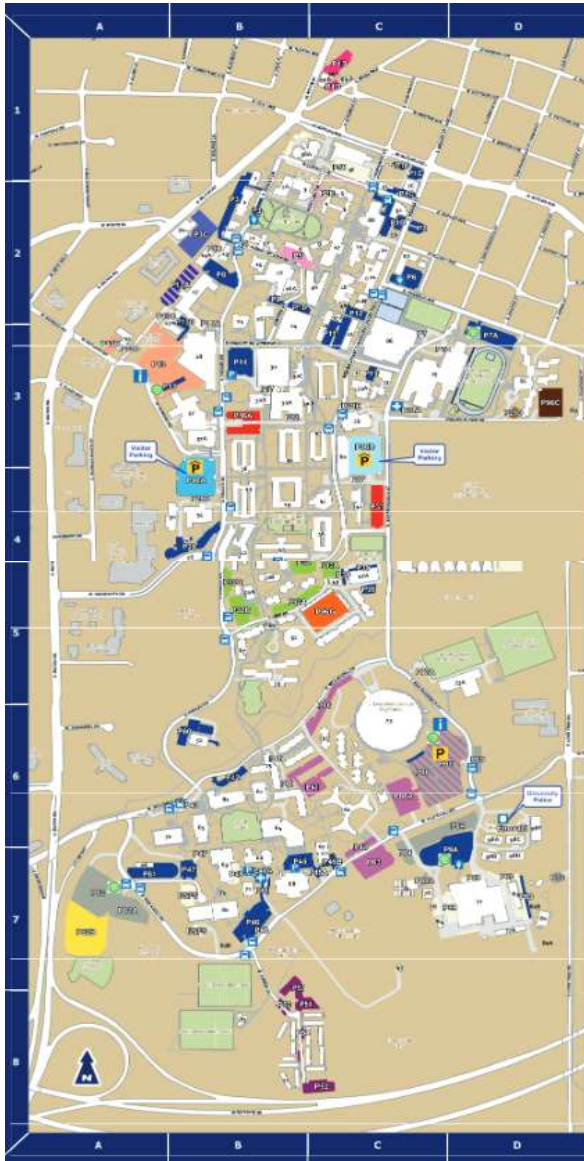
1/15/2024	Spring Semester Begins
1/15/2024	Martin Luther King, Jr. Day (University Closed)
3/11/2024 - 3/15/2024	Spring Break (No Classes)
5/3/2024	Last Day of Instruction
5/6/2024 - 5/9/2024	Finals Week
5/10/2024 and 5/11/2024	Spring Commencement

SUMMER SESSIONS 2024

5/13/2024-5/31/2024	3 Week
5/13/2024-7/2/2024	7.5 Week
5/13/2024 - 8/6/2024	12 Week
5/27/2024	Memorial Day (University Closed)
6/3/2024-7/2/2024	5 Week (first)
6/3/2024-8/6/2024	10 Week
6/19/2024	Juneteenth
7/4/2024	Independence Day (University Closed)
7/8/2024-8/6/2024	5 Week (second)



Founded	1899, Northern Arizona Normal School
J. Lawrence Walkup Sky Dome	1977, the second largest clear-span timber dome in the world
Largest Building	Walkup Sky Dome, 268,000 gross square feet
Oldest Building	1894, Old Main has housed offices, classrooms, laboratories, and served for a time as a dormitory
Local Attractions	Grand Canyon National Park, Sedona, Oak Creek Canyon, Lake Mary, San Francisco Peaks
Location	145 miles north of Phoenix at the junction of I-17 and I-40
Elevation	7,000 feet
Mascot	Louie the Lumberjack



BLDG	SEC	NAME	BLDG	SEC	NAME	BLDG	SEC	NAME
26	B-2	Adel Mathematics	53	B-5	Gabaldon Hall	3A	B-2	Prochnow Auditorium
60	C-3	Admissions Welcome Ctr	1	B-2	Gammage	65	B-6	Raul H. Castro (SBS)
46	B-4	Allen Hall	43	B-4	Gateway Student Success Ctr	39	B-3	Raymond Hall
49	C-5	Anthropology Laboratory	12	B-2	Geology	48	B-4	Reilly Hall
56	B-4	Applied Research & Development	13	B-2	Geology Annex	15	B-2	Riles/Col of Arts & Letters
86	C-3	Aquatics & Tennis Complex	31	B-3	Gillenwater Hall	68	B-7	Rolle Activity Ctr
37A	B-3	Ardrey Auditorium	79	C-7	Greenhouse Complex	13A	B-2	Roseberry Apts
11	B-2	Ashurst Hall/Graduate Col	66	B-7	Health Professions	47A	C-5	ROTC
47	C-5	Atmos. Obs/Lutz Telescope	58	C-1	High Country Conference Ctr	90	A-4	Sch of Informatics, Comp, & Cyber Sys
23	B-3	Babbitt Academic Annex	59	C-4	Hilltop Townhomes	36	B-2	Sci & Health
51	B-6	Babbitt Administrative Ctr	41	B-4	Honors Living & Learning Cmty	20	C-2	Sci Annex
52	B-5	Bilby Research Ctr	33A	C-3	Hughes Hotel & Restaurant Mgmt	17	C-2	Sci Lab Facility
21	C-2	Biological Sci	54	B-4	Information Technology Svcs	84	C-7	Sculpture Studio
18A	C-2	Biology Greenhouse	27A	A-3	Inst for Human Development	42	C-4	Sechrist Hall
2	B-1	Blome (CIE)	50A	B-5	International Pavilion	87	B-5	Skyview
35	C-3	Bookstore/Postal Svcs	25	C-3	J. H. Health & Learning Ctr (HLC)	65	B-6	Social & Behavioral Sci
8	B-2	Bury	83	D-7	KNAU	70	A-6	Social & Behavioral Sci West
6	C-2	Campbell Hall	61	B-6	Learning Resource Ctr	93	C-2	South Beaver Sch (PIE)
50	B-4	Campus Heights Apts	18	C-2	Liberal Arts	67	B-7	South Heating & Cooling Plant
5	C-2	Campus Living/North Hall	25	C-3	Lumberjack Stadium	71	B-8	South Village
97	C-7	CECMEE Field Station	62	C-6	McConnell Hall	82	B-7	Southwest Forest Sci Complex
91	C-2	Centennial Bldg	40	B-3	McDonald Hall	60	C-3	Student & Academic Svcs
80	D-7	Ceramics Complex	50B	B-4	McKay Village	42	C-4	Student Support Svcs
28	B-3	Cline Library	4	B-2	Morton Hall	9	B-2	Taylor Hall
16	B-2	Communication	55	D-3	Mountain View Hall	75	B-6	The Suites
98B	D-7	Contracting & Purchasing Svcs	14	B-2	Native American Cultural Ctr	81	B-6	The W. A. Franke Col of Business
38	B-3	Cowden Learning Cmty	24	B-2	North Heating & Cooling Plant	44	B-4	Tinsley Hall
25	C-3	Disability Resources	3	B-2	North Union/1899 Bar & Grill	16A	B-2	Univ Marketing
58A	B-1	Drury Inn	72	B-7	Nursing	98A	D-6	Univ Police
64	B-6	du Bois South Union	10	B-2	Old Main	91	C-2	Univ Transit Svcs
27	B-2	Eastburn Education	37	B-3	Performing & Fine Arts	30C	B-3	Univ Union
69	B-7	Engineering & Technology	22	C-3	Peterson	30	B-3	Univ Union Fieldhouse
98C	D-6	Engineering Research	19	C-2	Physical Sci	73	C-6	Walkup Skydome
29	B-4	Ernest Calderon Learning Cmty	95	C-6	Pine Ridge Village	88	C-2	Wettaw
98D	D-7	Extended Campus Ops Ctr	92	A-3	Ponderosa	45	B-4	Wilson Hall
77	D-7	Facility Svcs/Property Surplus	57	C-2	Printing Svcs			

SOURCE: Univ Transit Services, only locations listed on the Parking Map were included (<https://in.nau.edu/university-transit-services/maps/>)

Northern Arizona University is accredited by the Higher Learning Commission (HLC) to award bachelor, master and doctoral degrees. More information can be found at <http://www.hlcommission.org>. NAU's original institutional accreditation was granted in 1930 and is up for renewal in 2027. In addition, some programs are accredited by specialized agencies as listed below.

STATEMENT OF AFFILIATION STATUS



Chief Executive Officer:	Dr. José Luis Cruz Rivera, President
Name change notes:	Arizona State College to Northern Arizona University (1966)
HLC Institution ID:	1010 Current Accreditation Status: Accredited Accreditation Date(s): (1930 - Present)
Participation Notes:	Northern Arizona University-Yuma: Participating in the Academy for Assessment of Student Learning.
Year of Last PEAQ Comprehensive Evaluation:	2017-2018
Year of Next PEAQ Comprehensive Evaluation:	2027-2028
Last Action:	7/8/2022
Legal Status:	Public Degrees Awarded: Bachelor's, Master's, Doctoral

PROGRAM ACCREDITATIONS

- Accreditation Board for Engineering and Technology (ABET) - Computing Accreditation Commission
- Accreditation Board for Engineering and Technology (ABET) - Engineering Accreditation Commission
- Accreditation Commission for Programs in Hospitality Administration (ACPHA)
- Accreditation Council for Business Schools and Programs (ACBSP) - *NAU-Yuma*
- Accreditation Council for Education in Nutrition and Dietetics (ACEND)
- Accreditation Council for Occupational Therapy Education (ACOTE) - *Phoenix Bioscience Core*
- Accreditation Review Commission on Education for the Physician Assistant (ARC-PA)
- American Chemical Society (ACS)
- American Council for Construction Education (ACCE)
- American Dental Association (ADA)
- American Occupational Therapy Association, Inc. (AOTA) - *Phoenix Bioscience Core*
- American Psychological Association (APA)
- Arizona State Board of Education
- Arizona State Board of Education - *NAU-Yuma*
- Association to Advance Collegiate Schools of Business (AACSB) - *The W.A. Franke College of Business*
- Commission on Accreditation in Physical Therapy Education (CAPTE)
- Commission on Accreditation of Allied Health Education Programs (CAAHEP)
- Commission on Accreditation of Athletic Training Education (CAATE)
- Commission on Collegiate Nursing Education (CCNE)
- Commission on Dental Accreditation (CODA)
- Council for Interior Design Accreditation (CIDA)
- Council for Interior Design Accreditation (CIDA) - *NAU at SCC*
- Council for the Accreditation of Educator Preparation (CAEP)
- Council of Accreditation of Educational Counseling & Related Educational Programs (CACREP)
- Council on Academic Accreditation (CAA) in Audiology and Speech-Language Pathology
- Council on Accreditation of Parks, Recreation, Tourism and Related Professions (COAPRT)
- Council on Social Work Education (CSWE)
- National Association of School Psychologists (NASP)
- National Association of Schools of Music (NASM)
- National Association of Schools of Theatre (NAST)
- National Recreation and Park Association (NRPA)
- Network of Schools of Public Policy, Affairs, and Administration (NASPAA)
- Society of American Foresters (SAF)

SOURCE: <https://www.hlcommission.org/>, accreditation and association websites

Please refer to the Strategic Planning, Institutional Research, and Analytics website (nau.edu/Institutional-Research/Surveys/) for survey reports

FSSE: Faculty Survey of Student Engagement

The Faculty Survey of Student Engagement (FSSE) was constructed to parallel the National Survey of Student Engagement (NSSE). The faculty version focuses on faculty perceptions of how often their students engage in different activities, the importance faculty place on various areas of learning and development, the types of interactions faculty have with students, and how faculty members organize class time. The pilot test of the FSSE was administered electronically as a web-only survey in spring 2003.

Graduating Senior Survey

This survey assesses graduating senior student satisfaction and opinions about their experience at the university. Student satisfaction is measured in several areas: general academics, major department, faculty, skills development, advising, and experiences outside the classroom.

NSSE: National Survey of Student Engagement Report

This survey focuses on assessing student engagement, of freshmen compared to seniors, in the areas of academic challenge, active and collaborative learning, student-faculty interaction, enriching educational experiences, and the supportive campus environment at the Northern Arizona University. This is a national survey with comparative data from other four-year colleges or universities.

Sophomore Survey Report

This survey assesses sophomore student satisfaction and opinions about their experiences at the university. This survey is designed to assess the demographic characteristics, college related goals, hours per week spent working, frequency of classroom activities, importance of the instructors, satisfaction with service offices, as well as NAU's contribution to the personal growth of the university sophomore student.

SOURCE: NAU Office of Strategic Planning, Institutional Research, and Analytics