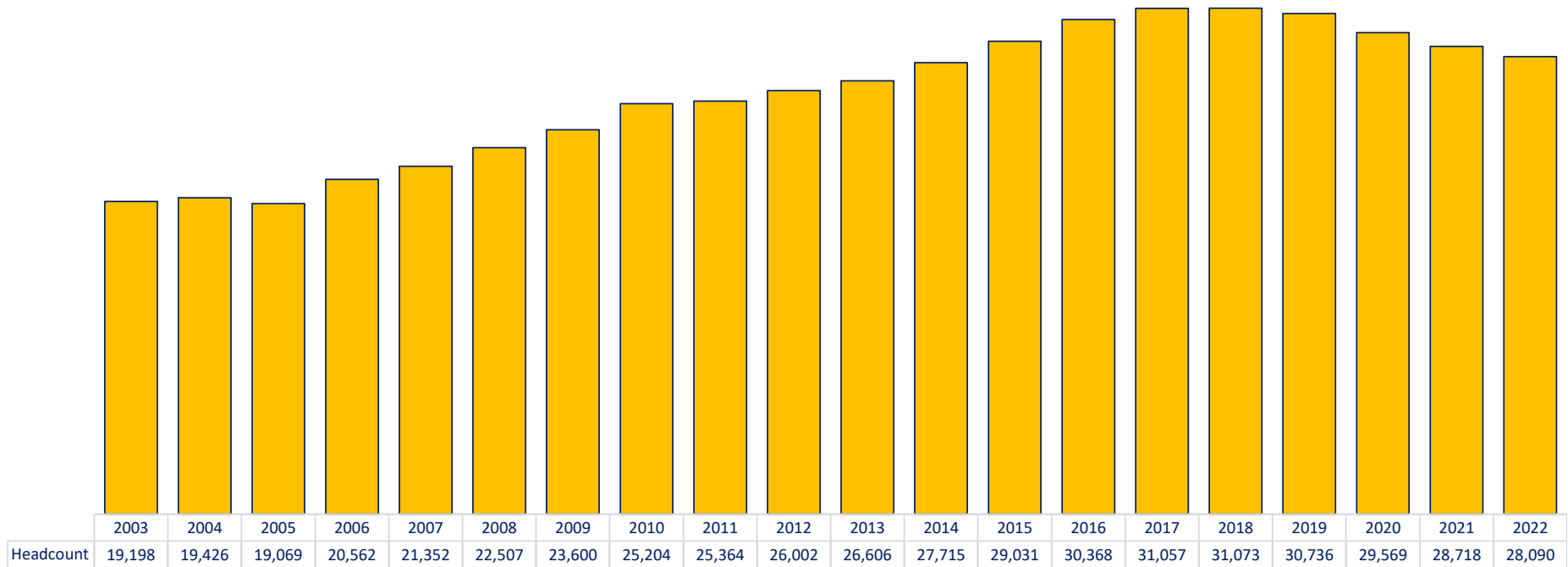


Fall Semester

YEAR	HEADCOUNT	YEAR	HEADCOUNT	YEAR	HEADCOUNT	YEAR	HEADCOUNT	YEAR	HEADCOUNT	YEAR	HEADCOUNT
1899	23	1950	677	2001	19,728	2007	21,352	2013	26,606	2019	30,736
1900	36	1960	2,069	2002	19,907	2008	22,507	2014	27,715	2020	29,569
1910	92	1970	8,160	2003	19,198	2009	23,600	2015	29,031	2021	28,718
1920	102	1980	11,601	2004	19,426	2010	25,204	2016	30,368	2022	28,090
1930	476	1990	16,994	2005	19,069	2011	25,364	2017	31,057		
1940	535	2000	19,964	2006	20,562	2012	26,002	2018	31,073		

Fall Semester Headcount
20-Year Trend



SOURCE: Official 21st Day Census-All Enrolled Students, NAU Office of Strategic Planning, Institutional Research, and Analytics, NAU Cline Library Special Collections and Archives

YEAR	PRESIDENT
2021 -	José Luis Cruz Rivera, B.S., M.S., Ph.D.
2014 - 2021	Rita H. Cheng, B.S., M.B.A., Ph.D.
2001 - 2014	John D. Haeger, B.S., M.S., Ph.D.
2001 - 2001	Owen F. Cargol, B.S., M.Ed., Ed.D.
1994 - 2001	Clara M. Lovett, B.A., M.A., Ph.D.
1993 - 1994	Patsy B. Reed, B.S., M.S., Ph.D. (Interim)
1979 - 1993	Eugene M. Hughes, B.S., M.S., Ph.D.
1957 - 1979	J. Lawrence Walkup, B.S., B.A., M.Ed., Ed.D.
1947 - 1957	Lacey A. Eastburn, B.S.Ed., B.A., M.A., LL.D., Ed.D.
1945 - 1947	Tom O. Bellwood, A.B., A.M., LL.D., Ed.D.
1933 - 1944	Thomas J. Tormey, B.S., Ph.D.
1926 - 1933	Grady Gammage, A.B., A.M., LL.D.
1925 - 1926	Fasset A. Cotton, A.B., Ph.B., LL.D.
1920 - 1925	Lynn B. McMullen, B.S., A.M.
1919 - 1920	John O. Creager, A.B., A.M.
1918 - 1919	Guy E. Cornelius, B.Pd., Sc.B.
1909 - 1918	Rudolph H.H. Blome, B.S., Ph.D.
1899 - 1909	Almon N. Taylor, B.L., Ph.D.



President José Luis Cruz Rivera

YEAR	INSTITUTIONAL NAMES
1966	Northern Arizona University
1945	Arizona State College at Flagstaff
1929	Arizona State Teachers College at Flagstaff
1925	Northern Arizona State Teachers College
1899	Northern Arizona Normal School



Student-Athlete High Performance Center

SOURCE: NAU Office of Strategic Planning, Institutional Research, and Analytics, Cline Library Special Collections and Archives

Alabama	The University of South Alabama	Louisiana	University of Louisiana at Lafayette* University of New Orleans	Ohio	Bowling Green State University-Main Campus Cleveland State University Miami University-Oxford University of Akron Main Campus* University of Toledo Wright State University-Main Campus
Alaska	University of Alaska Fairbanks	Maryland	Morgan State University Towson University* University of Maryland Eastern Shore	Oregon	Portland State University
Arizona	Arizona State University Digital Immersion Northern Arizona University	Massachusetts	University of Massachusetts-Boston University of Massachusetts-Dartmouth University of Massachusetts-Lowell	Pennsylvania	Indiana University of Pennsylvania-Main Campus West Chester University of Pennsylvania
Arkansas	Arkansas State University-Main Campus University of Arkansas at Little Rock	Michigan	Central Michigan University* Eastern Michigan University Michigan Technological University Oakland University Western Michigan University*	Puerto Rico	University of Puerto Rico-Rio Piedras
California	California State University-San Bernardino California State University-East Bay California State University-Long Beach California State University-Fresno California State University-Fullerton San Diego State University San Francisco State University University of California-Merced	Mississippi	Jackson State University Mississippi State University*	Rhode Island	University of Rhode Island
Colorado	University of Colorado Colorado Springs	Missouri	Missouri University of Science and Technology University of Missouri-Kansas City University of Missouri-St Louis	South Dakota	South Dakota State University University of South Dakota
Florida	Florida Agricultural and Mechanical University Florida Atlantic University University of North Florida	Nebraska	University of Nebraska at Omaha	Tennessee	East Tennessee State University Middle Tennessee State University Tennessee State University Tennessee Technological University
Georgia	Augusta University Georgia Southern University Kennesaw State University University of North Georgia*	New Jersey	Montclair State University Rowan University Rutgers University-Camden Rutgers University-Newark	Texas	Prairie View A & M University Sam Houston State University* Tarleton State University Texas A & M University-Corpus Christi Texas A & M University-Kingsville Texas Southern University Texas State University The University of Texas at Tyler The University of Texas Rio Grande Valley
Idaho	Boise State University Idaho State University University of Idaho	New Mexico	New Mexico State University-Main Campus	Vermont	University of Vermont
Illinois	Illinois State University* Northern Illinois University Southern Illinois University Carbondale	New York	CUNY City College SUNY College of Environmental Science and Forestry	Virginia	College of William and Mary James Madison University Old Dominion University* Virginia Commonwealth University*
Indiana	Ball State University* Indiana University-Purdue University-Indianapolis	North Carolina	East Carolina University* North Carolina A & T State University University of North Carolina at Charlotte University of North Carolina at Greensboro University of North Carolina Wilmington	West Virginia	Marshall University
Kansas	Wichita State University	North Dakota	University of North Dakota	Wyoming	University of Wyoming
Louisiana	Louisiana Tech University Southern University and A & M College				

*NAU ABOR-approved Peer Institutions including University of North Georgia, University of Louisiana at Lafayette, Towson University, Mississippi State University, Old Dominion University and Virginia Commonwealth University which are not Carnegie Peers

NOTE: Doctoral Universities. Includes institutions that awarded at least 20 research/scholarship doctoral degrees during the update year and also institutions with below 20 research/scholarship doctoral degrees that awarded at least 30 professional practice doctoral degrees in at least 2 programs. Excludes Special Focus Institutions and Tribal Colleges.

SOURCE: Carnegie Classification 2021: Doctoral Universities - High Research Activity - Public

Total Current Arizona Alumni

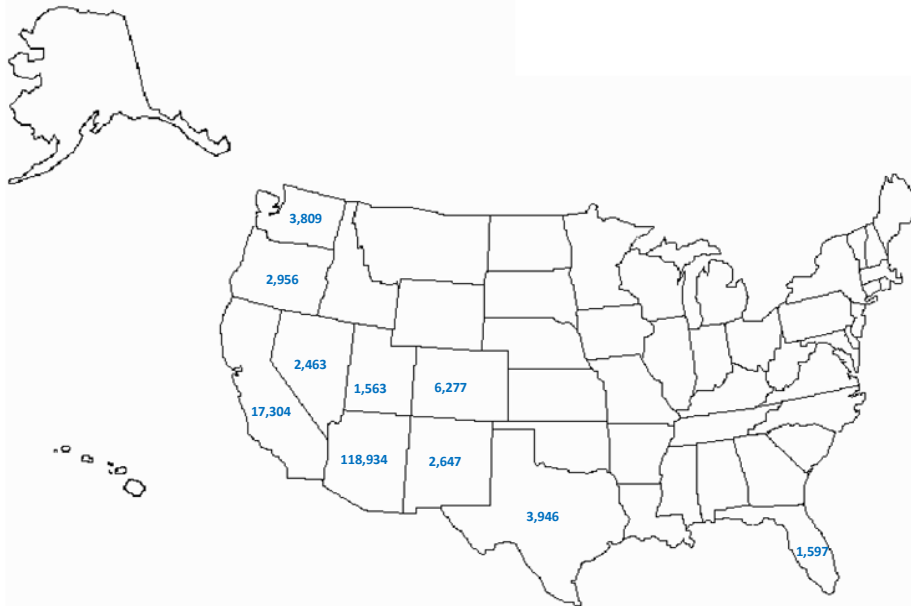
118,934

Total Current United States Alumni

183,920

TOP TEN STATES

Arizona	63%	Oregon	2%
California	9%	New Mexico	1%
Colorado	3%	Nevada	1%
Texas	2%	Florida	1%
Washington	2%	Utah	1%



STATE	Alumni	STATE	Alumni
Alabama	253	Maine	209
Alaska	1,133	Maryland	589
Arizona	118,934	Massachusetts	553
Apache County	1,683	Michigan	834
Cochise County	1,312	Minnesota	948
Coconino County	16,654	Mississippi	110
Gila County	883	Missouri	664
Graham County	814	Montana	731
Greenlee County	115	Nebraska	299
La Paz County	160	Nevada	2,463
Maricopa County	63,493	New Hampshire	212
Mohave County	2,433	New Jersey	425
Navajo County	2,833	New Mexico	2,647
Pima County	13,352	New York	1,129
Pinal County	3,467	North Carolina	1,047
Santa Cruz County	546	North Dakota	168
Yavapai County	6,283	Ohio	832
Yuma County	4,906	Oklahoma	455
Arkansas	285	Oregon	2,956
California	17,304	Pennsylvania	786
Colorado	6,277	Rhode Island	83
Connecticut	347	South Carolina	354
Delaware	63	South Dakota	210
District of Columbia	113	Tennessee	655
Florida	1,597	Texas	3,946
Georgia	783	Utah	1,563
Hawaii	850	Vermont	165
Idaho	1,362	Virginia	1,257
Illinois	1,452	Washington	3,809
Indiana	483	West Virginia	65
Iowa	420	Wisconsin	745
Kansas	459	Wyoming	424
Kentucky	255	Non-US Sites*	4,267
Louisiana	217		
		TOTAL	188,187

*includes international alums

SOURCE: NAU Alumni Office—Addressable alumni as of 9/26/2022

"The title, 'Regents' Professor' is reserved for faculty members with exceptional achievements that have brought them national or international distinction. The title serves as recognition of the highest merit and unusual contributions to the quality of the individual's university."

Arizona Board of Regents Policy Manual 6-208

Name	Discipline	Year Appointed
Scott Goetz Ph.D	Informatics, Computing and Cyber Systems	2021
Jani Ingram Ph.D	Chemistry and Biochemistry	2021
Björn Krondorfer Ph.D	Religious Studies	2021
Yiqi Luo Ph.D	Biological Sciences	2021
Michelle Mack Ph.D	Biological Sciences	2021
Ted Schuur Ph.D	Biological Sciences	2021
Miguel José Yacamán Ph.D	Applied Physics and Materials Sciences	2021
Julie Baldwin, Ph.D	Health Sciences	2019
Peter Fulé, Ph.D	Forestry	2019
Andrew Richardson, Ph.D	Informatics, Computing and Cyber Systems	2019
Nancy Johnson, Ph.D	Biological Sciences	2017
Bruce Hungate, Ph.D	Biological Sciences	2015
Paul Beier, Ph.D	Forestry	2013
Edith Copley, Ph.D	Music	2013
Darrell Kaufman, Ph.D	Geology / Environmental Science	2013
William Grabe, Ph.D	English	2009
Lee Drickamer, Ph.D	Biological Sciences	2004
Raymond Michalowski, Ph.D	Criminal Justice	2004
Kiisa Nishikawa, Ph.D	Biological Sciences	2003
Jim Simmerman, MFA	English	2003
Paul Keim, Ph.D	Biological Sciences	2002
Thomas McPoil, Ph.D	Physical Therapy	2001
Zachary Smith, Ph.D	Political Science	2001

Name	Discipline	Year Appointed
Karen VanWinkle-Swift, Ph.D.	Biological Sciences	2001
Douglas Biber, Ph.D	English	2000
Stan L. Lindstedt, Ph.D.	Biological Sciences	1999
Michael R. Wagner, Ph.D.	Forestry	1999
Jill Dubisch, Ph.D	Anthropology	1998
Michael Eastman, Ph.D.	Chemistry	1998
Donald V. Bendel, Ph.D.	Fine Arts	1997
Curtis M. Hinsley, Jr., Ph.D.	History	1997
Graydon L. Berlin, Ph.D.	Geography and Public Planning	1996
Dean W. Blinn, Ph.D.	Biological Sciences	1996
William W. Covington, Ph.D.	Forestry	1995
Robert T. Trotter, II, Ph.D.	Anthropology	1995
Thomas G. Whitham, Ph.D.	Biological Sciences	1995
Dickson A. Mungazi, Ph.D.	Education	1994
Peter W. Price, Ph.D.	Biological Sciences	1994
Gina P. Cantoni, Ph.D.	Bilingual/Multicultural Education	1991
H. Lloyd Mogensen, Ph.D.	Biological Sciences	1991
James D. Sexton, Ph.D.	Anthropology	1991
Monte M. Poen, Ph.D.	History	1990
Stanley Beus, Ph.D	Geology	1989
Lawrence M. Perko, Ph.D.	Mathematics	1989
Russell P. Balda, Ph.D.	Biological Sciences	1988
J. Dale Nations, Ph.D.	Geology	1988
William J. Roosen, Ph.D	History	1988

SOURCE: Office of the Provost

FALL SEMESTER 2022

8/24/2022-9/3/2022	Lumberjack Experiences (formerly Welcome Week)
8/29/2022	Fall Semester Begins
9/5/2022	Labor Day (University Closed)
10/7/2022-10/9/2022	Family Weekend
11/1/2022-11/5/2022	Homecoming Week
11/11/2022	Veteran's Day (University Closed)
11/24/2022-11/25/2022	Thanksgiving Break (University Closed)
12/9/2022	Last Day of Instruction
12/12/2022-12/15/2022	Finals Week
12/16/2022	Fall Commencement

WINTER SESSION 2022

12/19/2022	Winter Session Instruction Begins
12/23/2022	President's Holiday (University Closed)
12/26/2022	Winter Holiday (University Closed)
12/27/2022-12/30/2022	Winter Break (University Closed)
1/2/2023	New Year's Day (University Closed)
1/13/2023	Last Day of Instruction

SPRING SEMESTER 2023

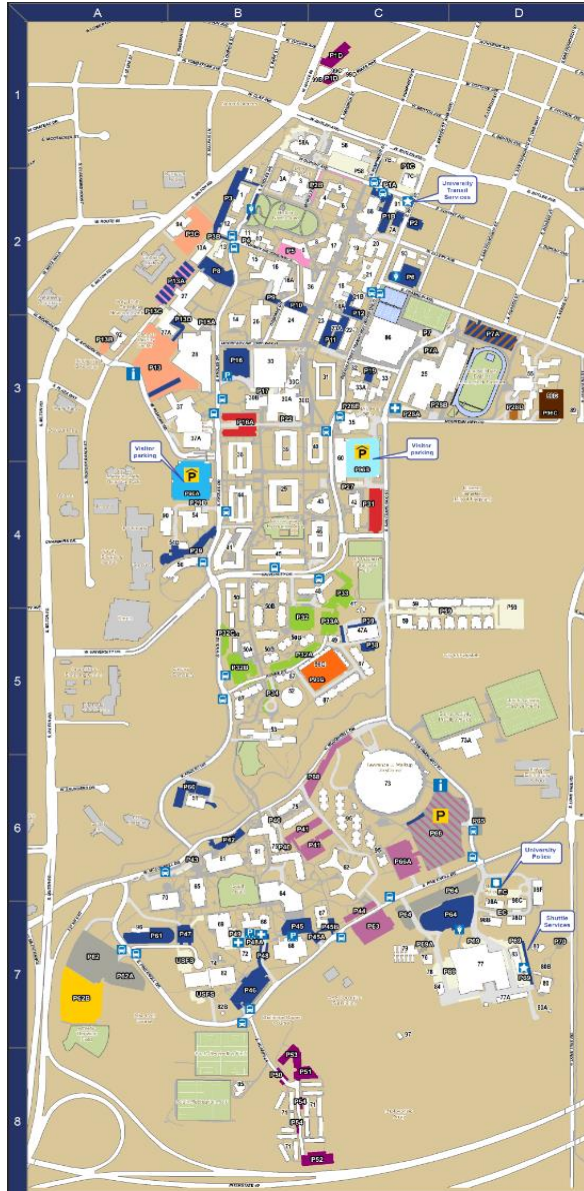
1/16/2023	Martin Luther King, Jr. Day (University Closed)
1/17/2023	Spring Semester Begins
3/13/2023-3/17/2023	Spring Break (No Classes)
5/5/2023	Last Day of Instruction
5/8/2023-5/11/2023	Finals Week
5/12/2023 and 5/13/2023	Spring Commencement

SUMMER SESSIONS 2023

5/15/2023-6/2/2023	3 Week
5/15/2023-7/3/2023	7.5 Week
5/15/2023-8/8/2023	12 Week
5/29/2023	Memorial Day (University Closed)
6/5/2023-7/3/2023	5 Week (first)
6/5/2023-8/8/2023	10 Week
6/19/2023	Juneteenth
7/4/2023	Independence Day (University Closed)
7/10/2023-8/8/2023	5 Week (second)



Founded	1899, Northern Arizona Normal School
J. Lawrence Walkup Sky Dome	1977, the second largest clear-span timber dome in the world
Largest Building	Walkup Sky Dome, 268,000 gross square feet
Oldest Building	1894, Old Main has housed offices, classrooms, laboratories, and served for a time as a dormitory
Local Attractions	Grand Canyon National Park, Sedona, Oak Creek Canyon, Lake Mary, San Francisco Peaks
Location	145 miles north of Phoenix at the junction of I-17 and I-40
Elevation	7,000 feet
Mascot	Louie the Lumberjack



BLDG	SEC	NAME
3	B-2	1899 Bar & Grill
26	B-2	Adel Mathematics
60	C-3	Admissions Welcome Ctr
46	B-4	Allen Hall
49	C-5	Anthropology Laboratory
56	B-4	Applied Rsch & Devel
86	C-3	Aquatic & Tennis Complex
37A	B-3	Ardrey Auditorium
11	B-2	Ashurst Hall
47	C-5	Atmos.Obs/Lutz Telescope
23	B-3	Babbitt Academic Annex
51	B-6	Babbitt Administrative Ctr
52	B-5	Bilby Rsch Ctr
21	C-2	Biological Scis
18A	C-2	Biology Greenhouse
2	B-1	Blome (CIE)
35	C-3	Bookstore/Postal Svcs
8	B-2	Bury
6	C-2	Campbell Hall
50	B-4	Campus Heights Apts
97	C-7	CECMEE Field Station
91	C-2	Centennial Building
80	D-7	Ceramics Complex
28	B-3	Cline Library
16	B-2	Communication
38	B-3	Cowden Learning Cmty
25	C-3	Disability Resources
58A	B-1	Drury Inn
64	B-6	duBois/Food Court
27	B-2	Eastburn Education
69	B-7	Engineering & Tech
98C	D-6	Engineering Rsch
29	B-4	Ernest Calderon Learning Cmty
98D	D-7	Extended Campus Operations Ctr
77	D-7	Facility Svcs/Property Surplus
30	B-3	Fieldhouse

BLDG	SEC	NAME
53	B-5	Gabalton Hall
1	B-2	Gammage
43	B-4	Gateway Student Success Ctr
12	B-2	Geology
13	B-2	Geology Annex
31	B-3	Gillenwater Hall
79	C-7	Greenhouse Complex
25	C-3	Health & Learning Ctr (HLC)
66	B-7	Health Professions
58	C-1	High Country Conference Ctr
59	C-4	Hilltop Townhomes
41	B-4	Honors Living & Learning Cmty
33A	C-3	Hughes Hotel & Restaurant Mgmt
54B	B-4	Information Tech. Sys Annex
54	B-4	Information Tech Svcs
27A	A-3	Institute for Human Devel
50A	B-5	International Pavilion
83	D-7	KNAU
61	B-6	Learning Resource Ctr
18	C-2	Liberal Arts
25	C-3	Lumberjack Stadium
62	C-6	McConnell Hall
40	B-3	McDonald Hall
50B	B-4	McKay Village
4	B-2	Morton Hall
55	D-3	Mountain View Hall
14	B-2	Native American Cultural Ctr
98D	D-7	NAU Online Building
5	C-2	North Hall/Housing & Res Life
24	B-2	North Heating & Cooling Plant
72	B-7	Nursing
10	B-2	Old Main/Graduate College
37	B-3	Performing & Fine Arts
22	C-3	Peterson
19	C-2	Physical Scis
95	C-6	Pine Ridge Village

BLDG	SEC	NAME
92	A-3	Ponderosa
57	C-2	Printing Svcs
3A	B-2	Prochnow Auditorium
98B	D-7	Purchasing Svcs
65	B-6	Raúl H. Castro (SBS)
39	B-3	Raymond Hall
48	B-4	Reilly Hall
15	B-2	Riles/College of Arts & Letters
68	B-7	Rolle Activity Ctr
13A	B-2	Roseberry Apts
47A	C-5	ROTC
90	A-4	Sch of Info, Computing, & Cyber Sys
36	B-2	Sci & Health
20	C-2	Sci Annex
17	C-2	Sci Lab Facility
84	C-7	Sculpture Studio
42	C-4	Sechrist Hall
83	D-7	Shuttle Svcs
87	B-5	SkyView
70	A-6	Social & Behavioral Sci West
93	C-2	South Beaver Sch (PIE)
67	B-7	South Heating & Cooling Plant
71	B-8	South Village
82	B-7	Southwest Forest Sci Complex
60	C-3	Student & Academic Svcs
42	C-4	Student Support Svcs
9	B-2	Taylor Hall
75	B-6	The Suites
81	B-6	The W. A. Franke College of Business
44	B-4	Tinsley Hall
98D	D-7	Univ Marketing
98A	D-6	Univ Police
30C	B-3	Univ Union/Food Court
73	C-6	Walkup Skydome
88	C-2	Wettaw
45	B-4	Wilson Hall

SOURCE: Univ Transit Services, only locations listed on the Parking Map were included (<https://in.nau.edu/university-transit-services/maps/>)

Northern Arizona University is accredited by the Higher Learning Commission (HLC) to award bachelor, master and doctoral degrees. More information can be found at <http://www.hlcommission.org>. NAU's original institutional accreditation was granted in 1930 and is up for renewal in 2027. In addition, some programs are accredited by specialized agencies as listed below.

STATEMENT OF AFFILIATION STATUS



Chief Executive Officer: **Dr. José Luis Cruz Rivera, President**
 Name change notes: **Arizona State College to Northern Arizona University (1966)**
 HLC Institution ID: **1010** Current Accreditation Status: **Accredited** Accreditation Date(s): **(1930 - Present)**
 Participation Notes: **Northern Arizona University-Yuma: Participating in the Academy for Assessment of Student Learning.**
 Year of Last PEAQ Comprehensive Evaluation: **2017-2018**
 Year of Next PEAQ Comprehensive Evaluation: **2027-2028**
 Last Action: **2/13/2018**
 Legal Status: **Public** Degrees Awarded: **Bachelor's, Master's, Doctoral**

PROGRAM ACCREDITATIONS

- Accreditation Board for Engineering and Technology (ABET) - Computing Accreditation Commission
- Accreditation Board for Engineering and Technology (ABET) - Engineering Accreditation Commission
- Accreditation Commission for Programs in Hospitality Administration (ACPHA)
- Accreditation Council for Business Schools and Programs (ACBSP) - NAU Yuma
- Accreditation Council for Education in Nutrition and Dietetics (ACEND)
- Accreditation Council for Occupational Therapy Education (ACOTE)
- Accreditation Review Commission on Education for the Physician Assistant (ARC-PA)
- American Council for Construction Education (ACCE)
- American Dental Association (ADA)
- American Occupational Therapy Association, Inc. (AOTA)
- American Psychological Association (APA)
- Arizona State Board of Education
- Association to Advance Collegiate Schools of Business (AACSB) - The W.A. Franke College of Business
- Commission on Accreditation in Physical Therapy Education (CAPTE)
- Commission on Accreditation of Allied Health Education Programs (CAAHEP)
- Commission on Accreditation of Athletic Training Education (CAATE)
- Commission on Collegiate Nursing Education (CCNE)
- Commission on Dental Accreditation (CODA)
- Council for Interior Design Accreditation (CIDA)
- Council for the Accreditation for Educator Preparation (CAEP)
- Council of Accreditation of Educational Counseling & Related Educational Programs (CACREP)
- Council on Academic Accreditation in Audiology and Speech-Language Pathology (CAA)
- Council on Accreditation of Parks, Recreation, Tourism and Related Professions (COAPRT)
- *Council on Social Work Education (CSWE)*
- National Association of Schools of Music (NASM)
- National Association of School Psychologists (NASP)
- National Association of Schools of Theatre (NAST)
- National Recreation and Park Association (NRPA)
- Network of Schools of Public Policy, Affairs, and Administration (NASPAA)
- Society of American Foresters (SAF)

SOURCE: <https://www.hlcommission.org/>, accreditation and association websites

Please refer to the Strategic Planning, Institutional Research, and Analytics website (nau.edu/Institutional-Research/Surveys/) for survey reports

FSSE: Faculty Survey of Student Engagement

The Faculty Survey of Student Engagement (FSSE) was constructed to parallel the National Survey of Student Engagement (NSSE). The faculty version focuses on faculty perceptions of how often their students engage in different activities, the importance faculty place on various areas of learning and development, the types of interactions faculty have with students, and how faculty members organize class time. The pilot test of the FSSE was administered electronically as a web-only survey in spring 2003.

Graduating Senior Survey

This survey assesses graduating senior student satisfaction and opinions about their experience at the university. Student satisfaction is measured in several areas: general academics, major department, faculty, skills development, advising, and experiences outside the classroom.

NSSE: National Survey of Student Engagement Report

This survey focuses on assessing student engagement, of freshmen compared to seniors, in the areas of academic challenge, active and collaborative learning, student-faculty interaction, enriching educational experiences, and the supportive campus environment at the Northern Arizona University. This is a national survey with comparative data from other four-year colleges or universities.

Sophomore Survey Report

This survey assesses sophomore student satisfaction and opinions about their experiences at the university. This survey is designed to assess the demographic characteristics, college related goals, hours per week spent working, frequency of classroom activities, importance of the instructors, satisfaction with service offices, as well as NAU's contribution to the personal growth of the university sophomore student.

SOURCE: NAU Office of Strategic Planning, Institutional Research, and Analytics