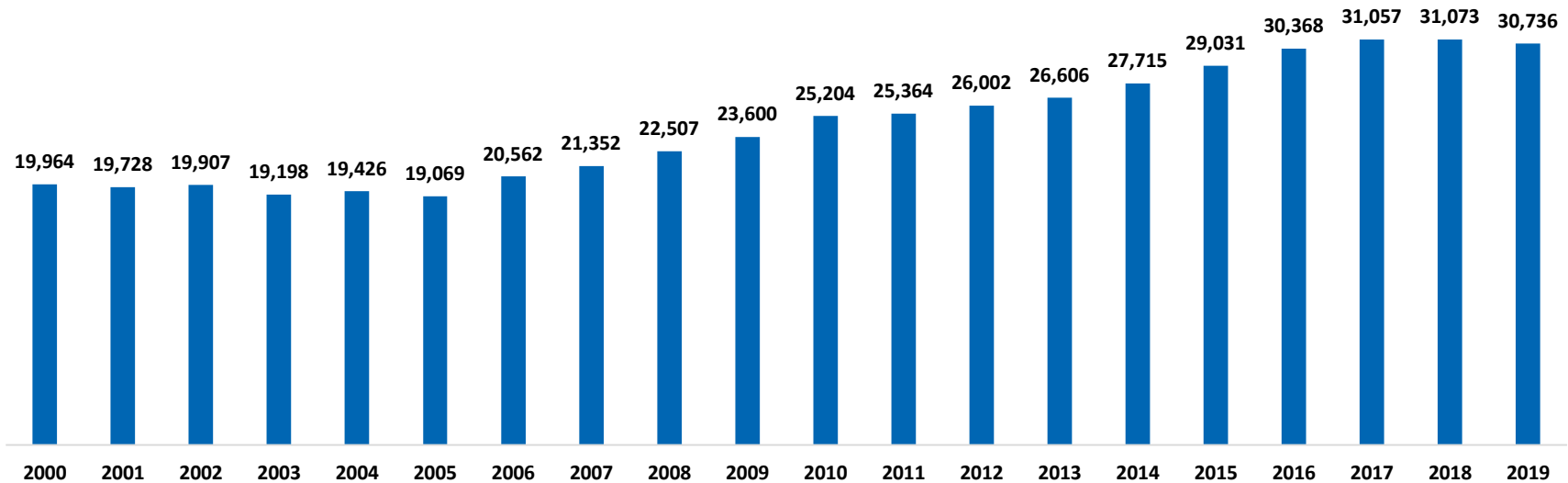


## Fall Semester

| YEAR | HEADCOUNT | YEAR | HEADCOUNT | YEAR | HEADCOUNT | YEAR | HEADCOUNT | YEAR | HEADCOUNT | YEAR | HEADCOUNT |
|------|-----------|------|-----------|------|-----------|------|-----------|------|-----------|------|-----------|
| 1899 | 23        | 1950 | 677       | 1995 | 20,131    | 2001 | 19,728    | 2007 | 21,352    | 2013 | 26,606    |
| 1900 | 36        | 1960 | 2,069     | 1996 | 19,605    | 2002 | 19,907    | 2008 | 22,507    | 2014 | 27,715    |
| 1910 | 92        | 1970 | 8,160     | 1997 | 19,618    | 2003 | 19,198    | 2009 | 23,600    | 2015 | 29,031    |
| 1920 | 102       | 1980 | 11,601    | 1998 | 19,940    | 2004 | 19,426    | 2010 | 25,204    | 2016 | 30,368    |
| 1930 | 476       | 1990 | 16,994    | 1999 | 19,981    | 2005 | 19,069    | 2011 | 25,364    | 2017 | 31,057    |
| 1940 | 535       | 1991 | 17,698    | 2000 | 19,964    | 2006 | 20,562    | 2012 | 26,002    | 2018 | 31,073    |
|      |           |      |           |      |           |      |           |      |           | 2019 | 30,736    |

## Fall Semester Headcount 20-Year Trend



SOURCE: Official 21st Day Census-All Enrolled Students, NAU Office of Institutional Research and Analysis, NAU Cline Library Special Collections and Archives

| YEAR        | PRESIDENT  |
|-------------|--|
| 2014 -      | Rita H. Cheng, B.S., M.B.A., Ph.D.                   |
| 2001 - 2014 | John D. Haeger, B.S., M.S., Ph.D.                    |
| 2001 - 2001 | Owen F. Cargol, B.S., M.Ed., Ed.D.                   |
| 1994 - 2001 | Clara M. Lovett, B.A., M.A., Ph.D.                   |
| 1993 - 1994 | Patsy B. Reed, B.S., M.S., Ph.D. (Interim)           |
| 1979 - 1993 | Eugene M. Hughes, B.S., M.S., Ph.D.                  |
| 1957 - 1979 | J. Lawrence Walkup, B.S., B.A., M.Ed., Ed.D.         |
| 1947 - 1957 | Lacey A. Eastburn, B.S.Ed., B.A., M.A., LL.D., Ed.D. |
| 1945 - 1947 | Tom O. Bellwood, A.B., A.M., LL.D., Ed.D.            |
| 1933 - 1944 | Thomas J. Tormey, B.S., Ph.D.                        |
| 1926 - 1933 | Grady Gammage, A.B., A.M., LL.D.                     |
| 1925 - 1926 | Fasset A. Cotton, A.B., Ph.B., LL.D.                 |
| 1920 - 1925 | Lynn B. McMullen, B.S., A.M.                         |
| 1919 - 1920 | John O. Creager, A.B., A.M.                          |
| 1918 - 1919 | Guy E. Cornelius, B.Pd., Sc.B.                       |
| 1909 - 1918 | Rudolph H.H. Blome, B.S., Ph.D.                      |
| 1899 - 1909 | Almon N. Taylor, B.L., Ph.D.                         |



*President Rita Hartung Cheng*

| DATE | INSTITUTIONAL NAMES                         |
|------|---|
| 1966 | Northern Arizona University                 |
| 1945 | Arizona State College at Flagstaff          |
| 1929 | Arizona State Teachers College at Flagstaff |
| 1925 | Northern Arizona State Teachers College     |
| 1899 | Northern Arizona Normal School              |



*Old Main*

SOURCE: NAU Office of Institutional Research and Analysis, Cline Library Special Collections and Archives

|                   |  |                       |  |                      |  |
|-------------------|--|-----------------------|--|----------------------|--|
| <b>Alabama</b>    | The University of Alabama*<br>University of Alabama in Huntsville<br>University of South Alabama             | <b>Maryland</b>       | Morgan State University<br>University of Maryland Eastern Shore<br>University of Maryland-Baltimore County   | <b>North Dakota</b>  | North Dakota State University-Main Campus<br>University of North Dakota  |
| <b>Alaska</b>     | University of Alaska Fairbanks   | <b>Massachusetts</b>  | University of Massachusetts-Boston<br>University of Massachusetts-Dartmouth<br>University of Massachusetts-Lowell  | <b>Ohio</b>          | Bowling Green State University-Main Campus*<br>Cleveland State University<br>Kent State University at Kent<br>Miami University-Oxford<br>Ohio University-Main Campus*<br>University of Akron-Main Campus*<br>University of Toledo<br>Wright State University-Main Campus |
| <b>Arizona</b>    | Arizona State University-Downtown Phoenix<br>Arizona State University-Skysong<br>Northern Arizona University | <b>Maine</b>          | University of Maine*   | <b>Oregon</b>        | Portland State University  |
| <b>Arkansas</b>   | Arkansas State University-Main Campus<br>University of Arkansas at Little Rock                               | <b>Michigan</b>       | Central Michigan University<br>Eastern Michigan University<br>Michigan Technological University<br>Oakland University<br>Western Michigan University*  | <b>Puerto Rico</b>   | University of Puerto Rico-Rio Piedras Campus   |
| <b>California</b> | San Diego State University<br>University of California-Merced  | <b>Mississippi</b>    | Jackson State University   | <b>Rhode Island</b>  | University of Rhode Island   |
| <b>Colorado</b>   | University of Colorado Colorado Springs  | <b>Missouri</b>       | Missouri University of Science and Technology<br>University of Missouri-Kansas City<br>University of Missouri-St Louis   | <b>South Dakota</b>  | South Dakota State University<br>University of South Dakota  |
| <b>Delaware</b>   | Delaware State University  | <b>Montana</b>        | The University of Montana  | <b>Tennessee</b>     | East Tennessee State University<br>Tennessee State University<br>Tennessee Technological University<br>University of Memphis   |
| <b>Florida</b>    | Florida Agricultural and Mechanical University<br>Florida Atlantic University                                | <b>Nevada</b>         | University of Nevada-Las Vegas*  | <b>Texas</b>         | Texas A & M University-Corpus Christi<br>Texas A & M University-Kingsville<br>Texas Southern University<br>Texas State University<br>The University of Texas at San Antonio<br>The University of Texas Rio Grande Valley   |
| <b>Georgia</b>    | Georgia Southern University<br>Georgia State University*<br>Kennesaw State University                        | <b>Nebraska</b>       | University of Nebraska at Omaha  | <b>Utah</b>          | Utah State University  |
| <b>Idaho</b>      | Boise State University<br>Idaho State University<br>University of Idaho                                      | <b>New Jersey</b>     | Montclair State University<br>Rowan University<br>Rutgers University-Camden<br>Rutgers University-Newark   | <b>Vermont</b>       | University of Vermont  |
| <b>Illinois</b>   | Illinois State University<br>Northern Illinois University*<br>Southern Illinois University Carbondale*       | <b>New Mexico</b>     | New Mexico State University-Main Campus  | <b>Virginia</b>      | College of William and Mary<br>George Mason University*<br>Old Dominion University*  |
| <b>Indiana</b>    | Ball State University<br>Indiana University-Purdue University-Indianapolis                                   | <b>New York</b>       | CUNY City College<br>SUNY College of Environmental Science and Forestry  | <b>West Virginia</b> | Marshall University  |
| <b>Kansas</b>     | Wichita State University*  | <b>North Carolina</b> | East Carolina University<br>North Carolina A & T State University<br>University of North Carolina at Charlotte<br>University of North Carolina at Greensboro*<br>University of North Carolina Wilmington | <b>Wyoming</b>       | University of Wyoming  |
| <b>Louisiana</b>  | Louisiana Tech University<br>University of Louisiana at Lafayette<br>University of New Orleans               |                       |  |                      |  |

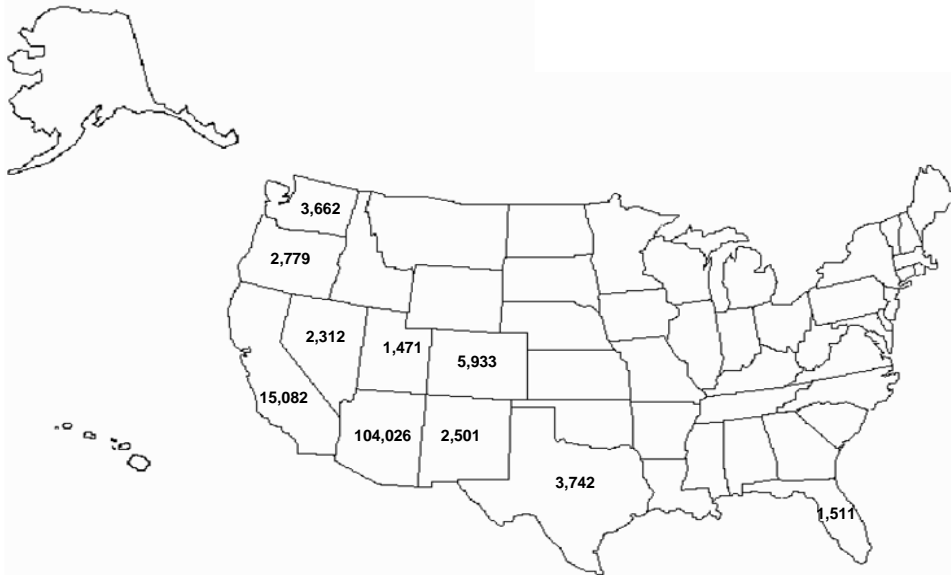
\*NAU ABOR-approved Peer Institutions including The University of Alabama, Georgia State University, George Mason University, and University of Nevada-Las Vegas which are not Carnegie Peers

**NOTE:** Doctoral Universities. Includes institutions that awarded at least 20 research/scholarship doctoral degrees during the update year and also institutions with below 20 research/scholarship doctoral degrees that awarded at least 30 professional practice doctoral degrees in at least 2 programs. Excludes Special Focus Institutions and Tribal Colleges.

SOURCE: Carnegie Classification 2018: Doctoral Universities – High research activity - Public

|   |                |
|---|----------------|
| <b>Total Current Arizona Alumni</b>       | <b>104,026</b> |
| <b>Total Current United States Alumni</b> | <b>164,384</b> |

| TOP TEN STATES |     |            |    |
|----------------|-----|------------|----|
| Arizona        | 62% | Oregon     | 2% |
| California     | 9%  | New Mexico | 1% |
| Colorado       | 4%  | Nevada     | 1% |
| Texas          | 2%  | Florida    | 1% |
| Washington     | 2%  | Utah       | 1% |



| STATE                | Alumni  |
|----------------------|---------|
| Alabama              | 228     |
| Alaska               | 1,068   |
| Arizona              | 104,026 |
| Apache County        | 1,557   |
| Cochise County       | 1,183   |
| Coconino County      | 14,027  |
| Gila County          | 854     |
| Graham County        | 773     |
| Greenlee County      | 106     |
| La Paz County        | 156     |
| Maricopa County      | 55,358  |
| Mohave County        | 2,141   |
| Navajo County        | 2,640   |
| Pima County          | 11,863  |
| Pinal County         | 2,921   |
| Santa Cruz County    | 510     |
| Yavapai County       | 5,706   |
| Yuma County          | 4,231   |
| Arkansas             | 273     |
| California           | 15,082  |
| Colorado             | 5,933   |
| Connecticut          | 334     |
| Delaware             | 59      |
| District of Columbia | 122     |
| Florida              | 1,511   |
| Georgia              | 748     |
| Hawaii               | 716     |
| Idaho                | 1,247   |
| Illinois             | 1,383   |
| Indiana              | 454     |
| Iowa                 | 418     |
| Kansas               | 431     |
| Kentucky             | 238     |
| Louisiana            | 224     |

| STATE          | Alumni |
|----------------|--------|
| Maine          | 194    |
| Maryland       | 567    |
| Massachusetts  | 542    |
| Michigan       | 829    |
| Minnesota      | 912    |
| Mississippi    | 102    |
| Missouri       | 635    |
| Montana        | 693    |
| Nebraska       | 286    |
| Nevada         | 2,312  |
| New Hampshire  | 211    |
| New Jersey     | 406    |
| New Mexico     | 2,501  |
| New York       | 1,095  |
| North Carolina | 983    |
| North Dakota   | 168    |
| Ohio           | 795    |
| Oklahoma       | 435    |
| Oregon         | 2,779  |
| Pennsylvania   | 757    |
| Rhode Island   | 83     |
| South Carolina | 325    |
| South Dakota   | 201    |
| Tennessee      | 602    |
| Texas          | 3,742  |
| Utah           | 1,471  |
| Vermont        | 162    |
| Virginia       | 1,260  |
| Washington     | 3,662  |
| West Virginia  | 68     |
| Wisconsin      | 706    |
| Wyoming        | 405    |
| Non-US Sites*  | 3,386  |

\*includes international alums  
**TOTAL** **167,770**

SOURCE: NAU Alumni Office—Addressable alumni as of 11/5/2019

"The title, 'Regents' Professor' is reserved for faculty members with exceptional achievements that have brought them national or international distinction. The title serves as recognition of the highest merit and unusual contributions to the quality of the individual's university."

*Arizona Board of Regents Policy Manual 6-208*

| Name                         | Discipline                               | Year Appointed |
|------------------------------|--|----------------|
| Julie Baldwin, Ph.D          | Health Sciences                          | 2019           |
| Peter Fulé                   | Forestry                                 | 2019           |
| Andrew Richardson            | Informatics, Computing and Cyber Systems | 2019           |
| Nancy Johnson, Ph.D          | Biological Sciences                      | 2017           |
| Bruce Hungate, Ph.D          | Biological Sciences                      | 2015           |
| Paul Beier, Ph.D             | Forestry                                 | 2013           |
| Edith Copley, Ph.D           | Music                                    | 2013           |
| Darrell Kaufman, Ph.D        | Geology / Environmental Science          | 2013           |
| William Grabe, Ph.D          | English                                  | 2009           |
| Lee Drickamer, Ph.D          | Biological Sciences                      | 2004           |
| Raymond Michalowski, Ph.D    | Criminal Justice                         | 2004           |
| Kiisa Nishikawa, Ph.D        | Biological Sciences                      | 2003           |
| Jim Simmerman, MFA           | English                                  | 2003           |
| Paul Keim, Ph.D              | Biological Sciences                      | 2002           |
| Thomas McPoil, Ph.D          | Physical Therapy                         | 2001           |
| Zachary Smith, Ph.D          | Political Science                        | 2001           |
| Karen Van Winkle-Swift, Ph.D | Biological Sciences                      | 2001           |
| Douglas Biber, Ph.D          | English                                  | 2000           |
| Stan L. Lindstedt, Ph.D.     | Biological Sciences                      | 1999           |
| Michael R. Wagner, Ph.D.     | Forestry                                 | 1999           |

*SOURCE: Office of the Provost*

| Name                          | Discipline                        | Year Appointed |
|-------------------------------|-----------------------------------|----------------|
| Jill Dubisch, Ph.D            | Anthropology                      | 1998           |
| Michael Eastman, Ph.D.        | Chemistry                         | 1998           |
| Donald V. Bendel, Ph.D.       | Fine Arts                         | 1997           |
| Curtis M. Hinsley, Jr., Ph.D. | History                           | 1997           |
| Graydon L. Berlin, Ph.D.      | Geography and Public Planning     | 1996           |
| Dean W. Blinn, Ph.D.          | Biological Sciences               | 1996           |
| William W. Covington, Ph.D.   | Forestry                          | 1995           |
| Robert T. Trotter, II, Ph.D.  | Anthropology                      | 1995           |
| Thomas G. Whitham, Ph.D.      | Biological Sciences               | 1995           |
| Dickson A. Mungazi, Ph.D.     | Education                         | 1994           |
| Peter W. Price, Ph.D.         | Biological Sciences               | 1994           |
| Gina P. Cantoni, Ph.D.        | Bilingual/Multicultural Education | 1991           |
| H. Lloyd Mogensen, Ph.D.      | Biological Sciences               | 1991           |
| James D. Sexton, Ph.D.        | Anthropology                      | 1991           |
| Monte M. Poen, Ph.D.          | History                           | 1990           |
| Stanley Beus, Ph.D            | Geology                           | 1989           |
| Lawrence M. Perko, Ph.D.      | Mathematics                       | 1989           |
| Russell P. Balda, Ph.D.       | Biological Sciences               | 1988           |
| J. Dale Nations, Ph.D.        | Geology                           | 1988           |
| William J. Roosen, Ph.D       | History                           | 1988           |

## FALL SEMESTER 2019

|                       |  |
|-----------------------|--|
| 8/22/2019-9/7/2019    | Welcome Week                           |
| 8/26/2019             | Fall Semester Begins                   |
| 9/2/2019              | Labor Day (University Closed)          |
| 10/4/2019-10/6/2019   | Family Weekend                         |
| 10/21/2019-10/27/2019 | Homecoming Week                        |
| 11/11/2019            | Veteran's Day (University Closed)      |
| 11/28/2019-11/29/2019 | Thanksgiving Break (University Closed) |
| 12/6/2019             | Last Day of Instruction                |
| 12/9/2019-12/12/2019  | Finals Week                            |
| 12/13/2019            | Fall Commencement                      |

## WINTER SESSION 2019

|                       |                                    |
|-----------------------|------------------------------------|
| 12/16/2019            | Winter Session Instruction Begins  |
| 12/25/2019-12/26/2019 | Winter Closure (University Closed) |
| 1/10/2020             | Last Day of Instruction            |

## SPRING SEMESTER 2020

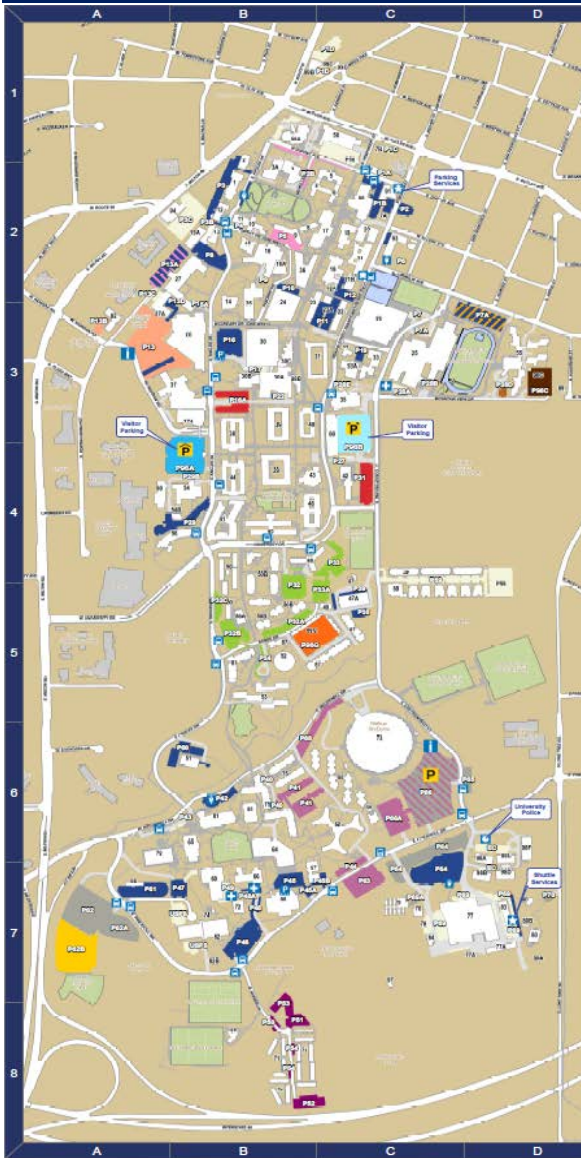
|                     |   |
|---------------------|---|
| 1/13/2020           | Spring Semester Begins                          |
| 1/20/2020           | Martin Luther King, Jr. Day (University Closed) |
| 3/16/2020-3/20/2020 | Spring Break (No Classes)                       |
| 5/1/2020            | Last Day of Instruction                         |
| 5/4/2020-5/7/2020   | Finals Week                                     |
| 5/8/2020-5/9/2020   | Spring Commencement                             |

## SUMMER SESSIONS 2020

|                     |                                      |
|---------------------|--------------------------------------|
| 5/11/2020-5/29/2020 | Three-week Session                   |
| 5/11/2020-8/4/2020  | Twelve-week Session                  |
| 5/25/2020           | Memorial Day (University Closed)     |
| 6/1/2020-6/30/2020  | 1st Five-week Session                |
| 6/1/2020-8/4/2020   | Ten-week Session                     |
| 7/3/2020            | Independence Day (University Closed) |
| 7/6/2020-8/4/2020   | 2nd Five-week Session                |



|                             |   |
|-----------------------------|---|
| Founded                     | 1899, Northern Arizona Normal School  |
| J. Lawrence Walkup Sky Dome | 1977, the second largest clear-span timber dome in the world                                      |
| Largest Building            | Walkup Sky Dome, 268,000 gross square feet  |
| Oldest Building             | 1894, Old Main has housed offices, classrooms, laboratories, and served for a time as a dormitory |
| Local Attractions           | Grand Canyon National Park, Sedona, Oak Creek Canyon, Lake Mary, San Francisco Peaks              |
| Location                    | 145 miles north of Phoenix at the junction of I-17 and I-40                                       |
| Elevation                   | 7,000 feet  |
| Mascot                      | Louie the Lumberjack  |



SOURCE: Parking Services, only locations listed on the Parking Map were included here

| BLDG | SEC | NAME                           | BLDG | SEC | NAME                               | BLDG | SEC   | NAME                                  |
|------|-----|--------------------------------|------|-----|------------------------------------|------|-------|---------------------------------------|
| 23A  | 3-C | Academic Annex                 | 1    | 2-B | Gammage                            | 95   | 6-B,C | Pine Ridge Village                    |
| 26   | 3-B | Adel Mathematics               | 43   | 4-C | Gateway Student Success Ctr        | 92   | 3-A   | Ponderosa                             |
| 46   | 4-B | Allen Hall                     | 12   | 2-B | Geology                            | 57   | 2-C   | Printing Svcs                         |
| 49   | 5-C | Anthropology Laboratory        | 13   | 2-B | Geology Annex                      | 3A   | 2-B   | Prochnow Auditorium                   |
| 56   | 4-B | Applied Research & Development | 31   | 3-C | Gillenwater Hall                   | 65   | 6-B   | Raul H. Castro SBS                    |
| 86   | 3-C | Aquatic & Tennis Complex       | 79   | 7-C | Greenhouse Complex                 | 39   | 3-B   | Raymond Hall                          |
| 37A  | 3-B | Ardrey Auditorium              | 25   | 3-C | Health & Learning Ctr              | 48   | 4-B   | Reilly Hall                           |
| 11   | 2-B | Ashurst Hall                   | 66   | 7-B | Health Professions                 | 74   | 7-B   | Renewable Energy Test Facility        |
| 47   | 5-C | Atmos. Obs./Lutz Telescope     | 58   | 1-C | High Country Conf Ctr              | 98F  | 6-D   | Residence Life Warehouse              |
| 76   | 7-C | Aviation Cognition Laboratory  | 59   | 4-C | Hilltop Townhomes                  | 15   | 2-B   | Riles                                 |
| 23   | 3-C | Babbitt Academic Annex         | 82B  | 7-B | Hogan                              | 68   | 7-B   | Rolle Activity Ctr                    |
| 51   | 6-B | Babbitt Administrative Ctr     | 41   | 4-B | Honors Living & Learning Community | 13A  | 2-B   | Roseberry Apartments                  |
| 7A   | 2-C | Beaver Street House            | 32   | 3-C | Hospitality Resource & Rsrch Ctr   | 47A  | 5-C   | ROTC                                  |
| 52   | 5-B | Bilby Research Ctr             | 33A  | 3-C | Hughes Hotel & Rest Mgmt.          | 96B  | 3-C   | San Francisco Prkg Structure          |
| 21   | 2-C | Biological Sciences            | 96   | 7-A | Huffer Lane Facility               | 90   | 4-A   | Sch of Informatics, Comp, & Cyber Sys |
| 21B  | 2-C | Biological Sciences Annex      | 7B   | 1-C | Humphreys Office Building          | 36   | 2-C   | Science and Health Building           |
| 18A  | 2-C | Biology Greenhouse             | 54B  | 4-B | Information Systems Annex          | 20   | 2-C   | Science Annex                         |
| 2    | 2-B | Blome                          | 54   | 4-B | Information Technology Svcs        | 17   | 2-C   | Science Lab Facility                  |
| 35   | 3-C | Bookstore/Postal Svcs          | 27A  | 3-A | Institute for Human Development    | 84   | 7-C   | Sculpture Studio                      |
| 8    | 2-C | Bury                           | 50A  | 5-B | International Pavillion            | 42   | 4-C   | Sechrist Hall                         |
| 6    | 2-C | Campbell Hall                  | 83   | 7-D | KNAU                               | 70   | 6-A   | Soc & Behavioral Sci West             |
| 50   | 4-B | Campus Heights Apartments      | 96A  | 4-B | Knoles Prkg Structure              | 93   | 2-C   | South Beaver Sch                      |
| 77A  | 7-D | Capital Assets & Svcs Annex    | 61   | 6-B | Learning Resource Ctr              | 63   | 14-E  | South Dining                          |
| 97   | 7-C | CECMEE Field Station           | 18   | 2-C | Liberal Arts                       | 67   | 7-B   | South Heating & Cooling Plant         |
| 91   | 2-C | Centennial                     | 62   | 6-C | McConnell Hall                     | 71   | 8-B   | South Village                         |
| 80   | 7-D | Ceramics Complex               | 40   | 3-B | McDonald Hall                      | 82   | 7-B   | Southwest Forest Sci Cmplx            |
| 28   | 3-B | Cline Library                  | 50B  | 4-B | McKay Village                      | 60   | 3-C   | Student & Academic Svcs               |
| 16   | 2-B | Communication                  | 4    | 2-C | Morton Hall                        | 9    | 2-B   | Taylor Hall                           |
| 98B  | 7-D | Contracting & Purchasing Svcs  | 83   | 7-D | Mountain Campus Transit            | 75   | 6-B   | The Suites                            |
| 38   | 3-B | Cowden Learning Community      | 55   | 3-D | Mountain View Hall                 | 44   | 4-B   | Tinsley Hall                          |
| 58A  | 1-B | Drury Inn & Suites             | 14   | 2-B | Native American Cultural Ctr       | 16A  | 2-B   | University Marketing & Operations     |
| 64   | 6-B | du Bois South Union            | 5    | 2-C | North Hall                         | 98A  | 6-D   | University Police                     |
| 27   | 2-B | Eastburn Education Ctr         | 24   | 2-B | North Heating & Cooling Plant      | 30   | 3-B   | University Union                      |
| 98C  | 6-D | Engineering Research           | 3    | 2-B | North Union                        | 81   | 6-B   | WA Franke College of Business         |
| 69   | 7-B | Envir, Forestry & Natural Sci  | 72   | 7-B | Nursing                            | 73   | 6-C   | Walkup Skydome                        |
| 29   | 4-B | Ernest Calderón Learning Ctr   | 10   | 2-B | Old Main                           | 88   | 2-C   | Wettaw                                |
| 98D  | 7-D | Extrended Campus Ops Ctr       | 37   | 3-B | Performing & Fine Arts             | 45   | 4-B   | Wilson Hall                           |
| 77   | 7-C | Facility Svcs/Property Admin   | 22   | 3-C | Peterson                           |      |       |                                       |
| 53   | 5-B | Gabalton Hall                  | 19   | 2-C | Physical Sciences                  |      |       |                                       |

Northern Arizona University is accredited by the Higher Learning Commission (HLC) to award bachelor, master and doctoral degrees. More information can be found at <http://www.hlcommission.org>. NAU's original institutional accreditation was granted in 1930 and is up for renewal in 2027. In addition, some programs are accredited by specialized agencies as listed below.

## STATEMENT OF AFFILIATION STATUS



Chief Executive Officer: **Dr. Rita Cheng, President**  
 Name change notes: **Arizona State College to Northern Arizona University (1966)**  
 HLC Institution: **ID: 1010** Current Accreditation Status: **Accredited** Accreditation Date(s): **(1930- .)**  
 Participation Notes: **Northern Arizona University-Yuma: Participating in the Academy for Assessment of Student Learning.**  
 Year of Last PEAQ Comprehensive Evaluation: **2017-2018**  
 Year of Next PEAQ Comprehensive Evaluation: **2027-2028**  
 Last Action: **2/13/2018**  
 Legal Status: **Public** Degrees Awarded: **Bachelor's, Master's, Doctoral**

## PROGRAM ACCREDITATIONS

- Accreditation Board for Engineering and Technology (ABET) - Computing Accreditation Commission
- Accreditation Board for Engineering and Technology (ABET) - Engineering Accreditation Commission
- Accreditation Commission for Programs in Hospitality Administration (ACPHA)
- Accreditation Council for Business Schools and Programs (ACBSP) - *NAU Yuma*
- Accreditation Council for Education in Nutrition and Dietetics (ACEND)
- Accreditation Council for Occupational Therapy Education (ACOTE)
- Accreditation Review Commission on Education for the Physician Assistant (ARC-PA)
- American Council for Construction Education (ACCE)
- American Speech-Language-Hearing Association (ASHA)
- Association for Childhood Education International (ACEI)
- Association to Advance Collegiate Schools of Business (AACSB International) - *The W.A. Franke College of Business*
- Commission on Accreditation in Physical Therapy Education (CAPTE)
- Commission on Accreditation of Allied Health Education Programs (CAAHEP)
- Commission on Accreditation of Athletic Training Education (CAATE)
- Commission on Collegiate Nursing Education (CCNE)
- Commission on Dental Accreditation (CODA)
- Council for Accreditation of Counseling and Related Educational Programs (CACREP)
- Council for Interior Design Accreditation (CIDA)
- Council for the Accreditation of Educator Preparation (CAEP)
- Council on Academic Accreditation in Audiology and Speech-Language Pathology (CAA)
- Council on Accreditation of Parks, Recreation, Tourism and Related Professions (COAPRT)
- Council on Social Work Education (CSWE)
- Educational Leadership Consituent Council (ELCC)
- International Literacy Association (ILA)
- International Society for Technology in Education (ISTE)
- National Association of Schools of Music (NASM)
- Society of American Foresters (SAF)
- Society of Health and Physical Educators (SHAPE)

SOURCE: <https://www.hlcommission.org/>, accreditation and association websites



Please refer to the Institutional Research and Analysis website ([nau.edu/Institutional-Research/Surveys/](http://nau.edu/Institutional-Research/Surveys/)) for yearly survey reports

## **CIRP: Cooperative Institutional Research Survey, New Freshmen Report**

The Cooperative Institutional Research Program (CIRP) survey is a national study of the American Higher Education System sponsored by the American Council on Education and administered by the Higher Education Research Institute at the University of California-Los Angeles. This survey is designed to assess the demographic characteristics, past experiences, current opinions, as well as the aspirations of new incoming freshmen.

## **FSSE: Faculty Survey of Student Engagement**

The Faculty Survey of Student Engagement (FSSE) was constructed to parallel the National Survey of Student Engagement (NSSE). The faculty version focuses on faculty perceptions of how often their students engage in different activities, the importance faculty place on various areas of learning and development, the types of interactions faculty have with students, and how faculty members organize class time. The pilot test of the FSSE was administered electronically as a web-only survey in spring 2003.

## **Graduating Senior Survey**

This survey assesses graduating senior student satisfaction and opinions about their experience at the university. Student satisfaction is measured in several areas: general academics, major department, faculty, skills development, advising, and experiences outside the classroom.

## **NSSE: National Survey of Student Engagement Report**

This survey focuses on assessing student engagement, of freshmen compared to seniors, in the areas of academic challenge, active and collaborative learning, student-faculty interaction, enriching educational experiences, and the supportive campus environment at the Northern Arizona University. This is a national survey with comparative data from other four-year colleges or universities.

## **Sophomore Survey Report**

This survey assesses sophomore student satisfaction and opinions about their experiences at the university. This survey is designed to assess the demographic characteristics, college related goals, hours per week spent working, frequency of classroom activities, importance of the instructors, satisfaction with service offices, as well as NAU's contribution to the personal growth of the university sophomore student.

*SOURCE: NAU Office of Institutional Research and Analysis*