



Welcome

P All vehicles must have a valid NAU permit at all times, except where designated by special signage. License plate must face drive aisle.

Some lots close overnight. See specific signage at lot entrances.


No overnight visitor parking without written approval from Transit Services.

Follow signage and parking permit instructions at all times. Vehicles in violation are subject to citation, boot, and tow at the owner's expense.

Visitor Parking Hourly and Daily Options Available. No Overnight.

 Blue: Visitor parking option(s) available as indicated.


 Park Mobile: Download app or call 877-727-5930.

 Dark Gray: Restricted to Residential or Employee permits, and ADA.


NAU-Specific Information Not Shown On Map

! An active NAU Permit is required at all times to park on campus, except designated 15 Minute No Permit Required Stalls.

15 15 Minute No Permit Required stalls are located throughout campus.

 All ADA parking requires an active NAU permit and ADA plate or placard to be displayed at all times. ADA accessible parking is located in proximity to all campus buildings. If designated ADA stalls are at capacity, ADA parking is allowed in the nearest non-reserved stall.

 Motorcycles must park in white hash or designated stall only.

 EV charging stations are located in P16A, P60, and P96B. NAU permit or garage payment required.

