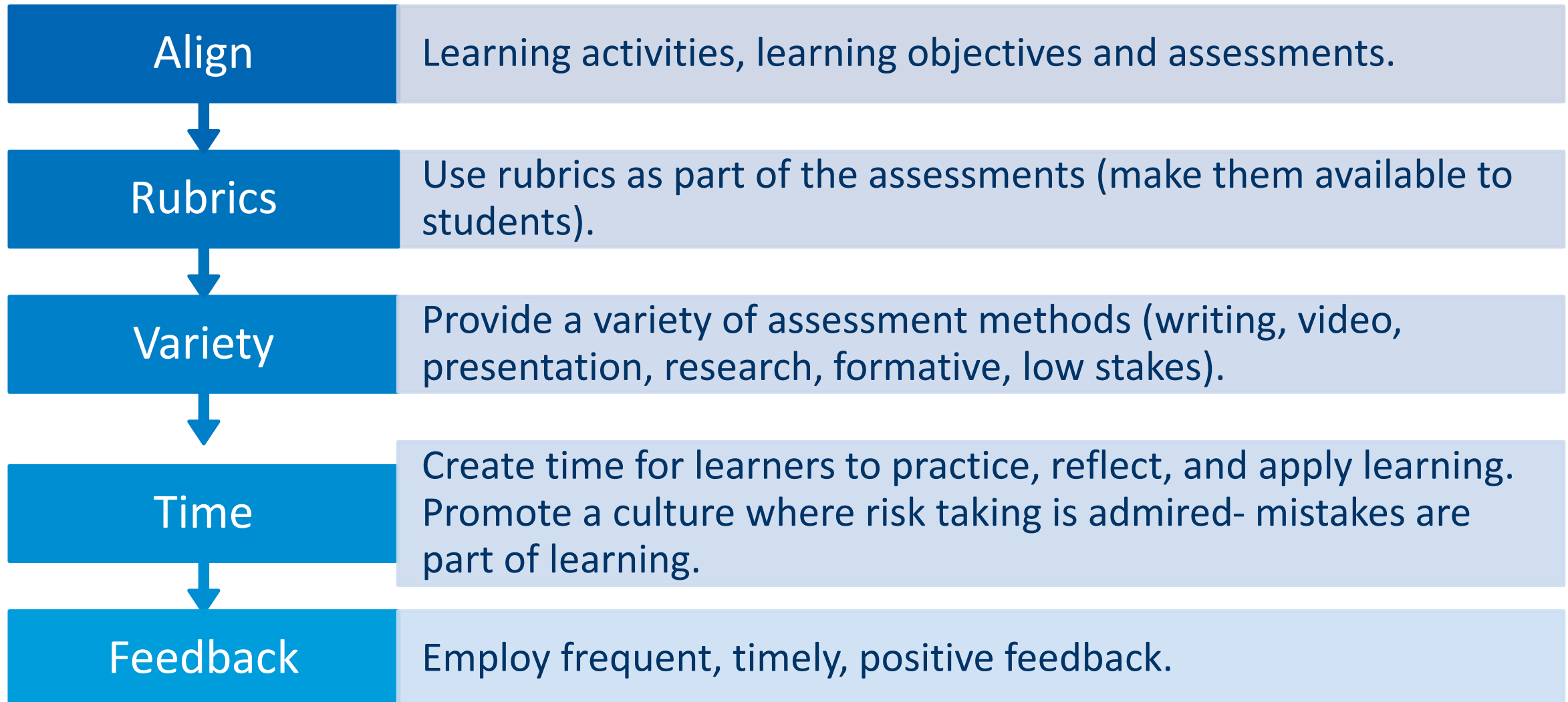


# Alternative Assessments in the NAUFlex Learning Environment

*This session is a collaboration of NAU Online, e-Learning, and ITS Classroom Support.*

# STRATEGIES TO DESIGN EQUITABLE ASSESSMENTS



# STRATEGIES FOR PROVIDING EFFECTIVE FEEDBACK

## **Frequent formative feedback**

- Use feedback to shape coursework.
- Use whole class feedback.
- Scaffold the feedback on smaller assignments to contribute to a larger project.
- Use the NAU F2S tool for positive and constructive feedback.
- Use the autofeedback tool in Bb learn.

**AUTO FEEDBACK:**  
**GO TO EDIT QUESTION ONCE THE TEST IS CREATED**

## Create/Edit True/False Question

A True/False question displays two answer options: true and false. There is no partial credit options for True/False questions. [More Help](#)

★ Indicates a required field.

### QUESTION

Question Title

★ Question Text

Rich text editor toolbar with options for Paragraph, Arial, 3 (12pt), Bold, Italic, Underline, Text Color, Background Color, Bulleted List, Numbered List, Decrease Indent, Increase Indent, Link, Unlink, Insert Link, Insert Image, Insert Video, Insert Audio, Insert Table, Insert Form, HTML, CSS, and a status bar showing Path: p and Words:12.

Students prefer immediate feedback on their work rather than a delayed response.

### OPTIONS

Scroll down

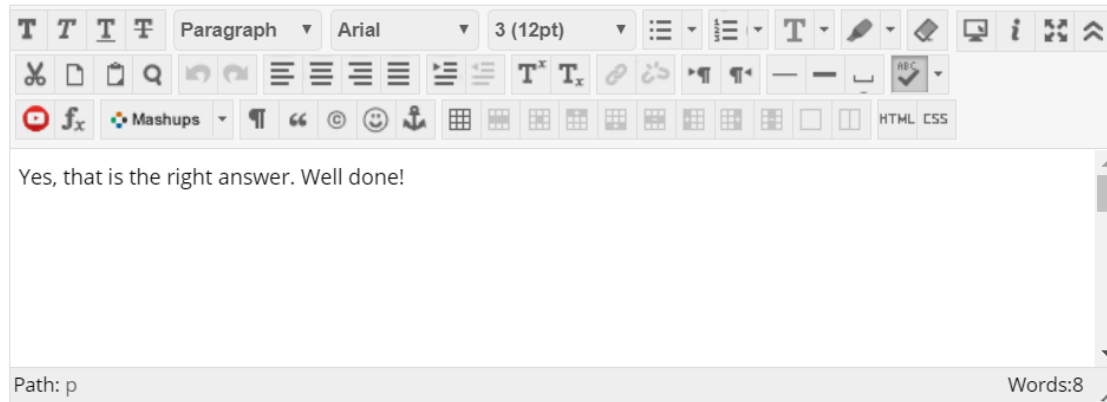


# PROVIDE IMMEDIATE FEEDBACK THROUGH ONLINE TESTS/QUIZZES

## FEEDBACK

*Enter feedback that will display in response to a correct answer and an incorrect answer. If partial credit is allowed, answers that are partially correct will receive the feedback for an incorrect answer.*

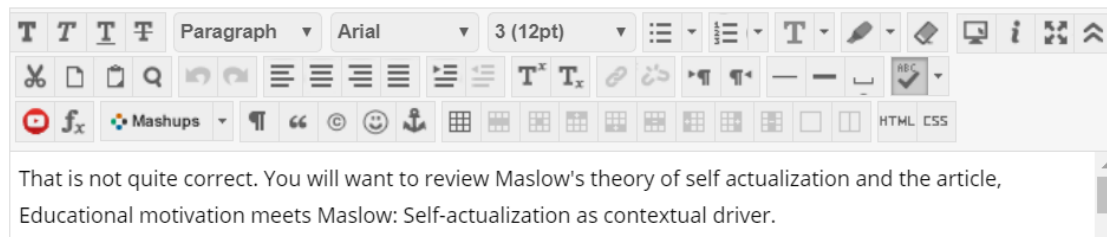
### Correct Response Feedback



Yes, that is the right answer. Well done!

Path: p Words:8

### Incorrect Response Feedback



That is not quite correct. You will want to review Maslow's theory of self actualization and the article, Educational motivation meets Maslow: Self-actualization as contextual driver.

# PEER REVIEW

- Self and peer grading can help you decrease your workload.
- Assessing a peer helps them benchmark their work against the class.
  - **Clear positive guidelines:**
    - Additive feedback- make suggestions only about what the writer might add to or develop
    - Summary of main points and evidence
    - Provide a form for students to use to guide their comments
    - Offer grading criteria for peer reviews

Here is a link to lots of resources and guidance for peer reviews. This website offers resources and guidelines for facilitation and for students.

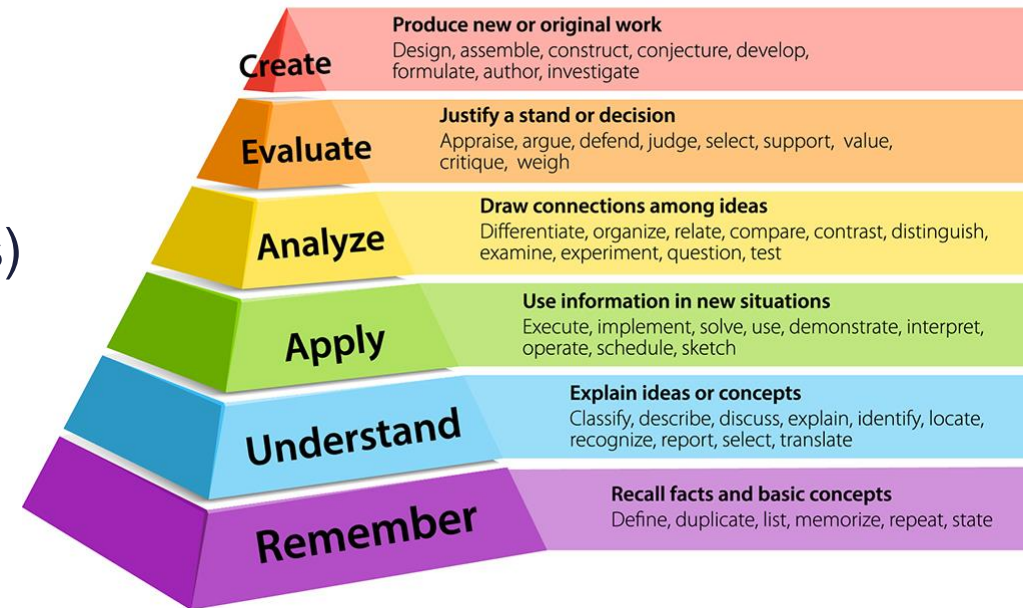
- <https://lsa.umich.edu/sweetland/instructors/teaching-resources/using-peer-review-to-improve-student-writing.html>
- ELC Tutorial on Peer Assessment: [https://jan.ucc.nau.edu/d-elc/tutorials/peer\\_assessment/peer\\_assessment.html](https://jan.ucc.nau.edu/d-elc/tutorials/peer_assessment/peer_assessment.html)

# ASSESSMENT ALTERNATIVES

**Can students demonstrate their learning by:**

- Completing a series of quizzes or chapter tests instead of high stakes tests
- A presentation
- A poster/concept map/diagram
- A research bibliography
- Student proposed project
- Collaborative quizzes- ungraded?
- Open notes quiz (to encourage note taking skills)
- Muddiest point after class

## Bloom's Taxonomy



# BLACKBOARD RUBRICS

## 1. Assessments/Assignment:

### GRADING

\* Points Possible

100

Associated Rubrics

Add Rubric

Select Rubric

Create New Rubric

Create From Existing

## 2. Rubric Criteria

### RUBRIC DETAIL

The Rubric Grid lists **Criteria** (rows) for measuring **Levels of Achievement** (columns)

	<input type="button" value="Add Row"/>	<input type="button" value="Add Column"/>	Rubric Type: <input type="text" value="Percent"/>	<input checked="" type="checkbox"/> Show Criteria Weight
	Levels of Achievement			
	Criteria	Novice	Competent	Proficient
Formatting	Weight: 33.00 %	Percent 0.00 lack of formatting and/or frequent format errors	Percent 50.00 formatting mostly correct and infrequent errors	Percent 100.00 formatting excellent, errors rare or absent
Organization	Weight: 34.00 %	Percent 0.00 disorganized, or content not presented in logical order	Percent 50.00 organization could be improved but generally ok	Percent 100.00 well organized, logical flow from beginning to end
Grammar	Weight: 33.00 %	Percent 0.00 frequent grammatical errors	Percent 50.00 occasional grammatical errors	Percent 100.00 grammatical errors rare or not observed
Total Weight: 100.00% <input type="button" value="Balance Weights"/>				

## 3. Grading

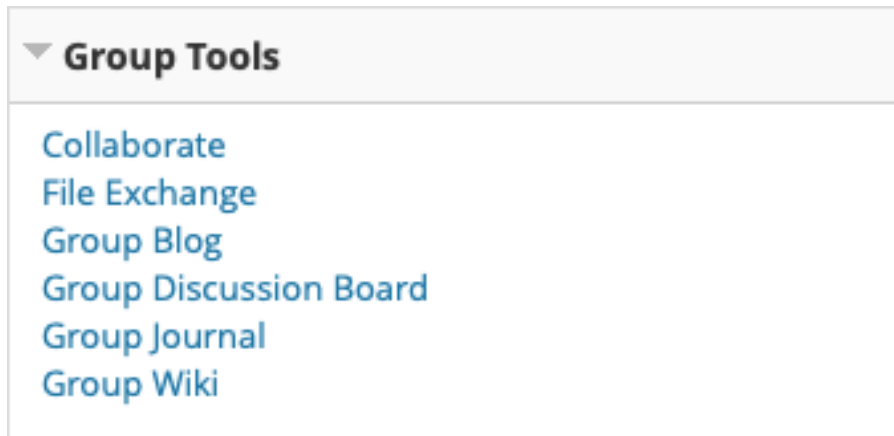
GRADE BY RUBRIC	
BASE RUBRIC Used for Grading	
<input type="checkbox"/> Show Descriptions <input type="checkbox"/> Show Feedback	
FORMATTING	--
<input type="radio"/> Novice 0 (0.00%) points	
<input type="radio"/> Competent 16.5 (16.50%) points	
<input type="radio"/> Proficient 33 (33.00%) points	
ORGANIZATION	--
<input type="radio"/> Novice 0 (0.00%) points	
<input type="radio"/> Competent 17 (17.00%) points	
<input type="radio"/> Proficient 34 (34.00%) points	
GRAMMAR	--
<input type="radio"/> Novice 0 (0.00%) points	
<input type="radio"/> Competent 16.5 (16.50%) points	
<input type="radio"/> Proficient 33 (33.00%) points	
Raw Total: 0.00 (of 100)	
Change the number of points out of 100 to: <input type="text"/>	
Feedback:	
<input type="text"/>	
<input type="button" value="Cancel"/> <input type="button" value="Save Rubric"/>	

Video: <https://www.youtube.com/watch?v=VgKIkeo-t3Q>

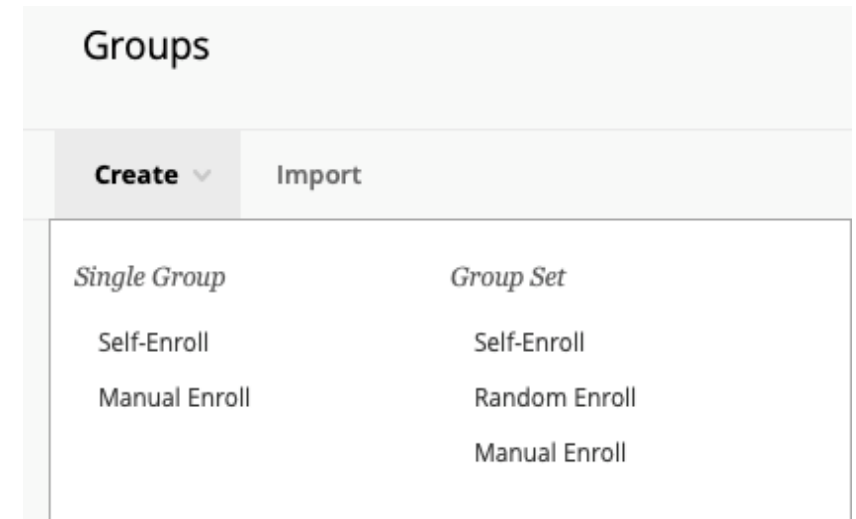
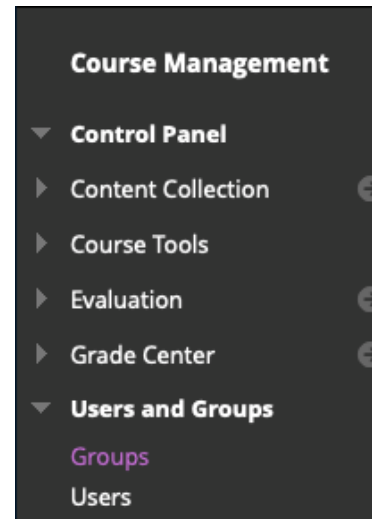


# GROUPS IN BLACKBOARD

1. Which Bb Learn features use Groups?



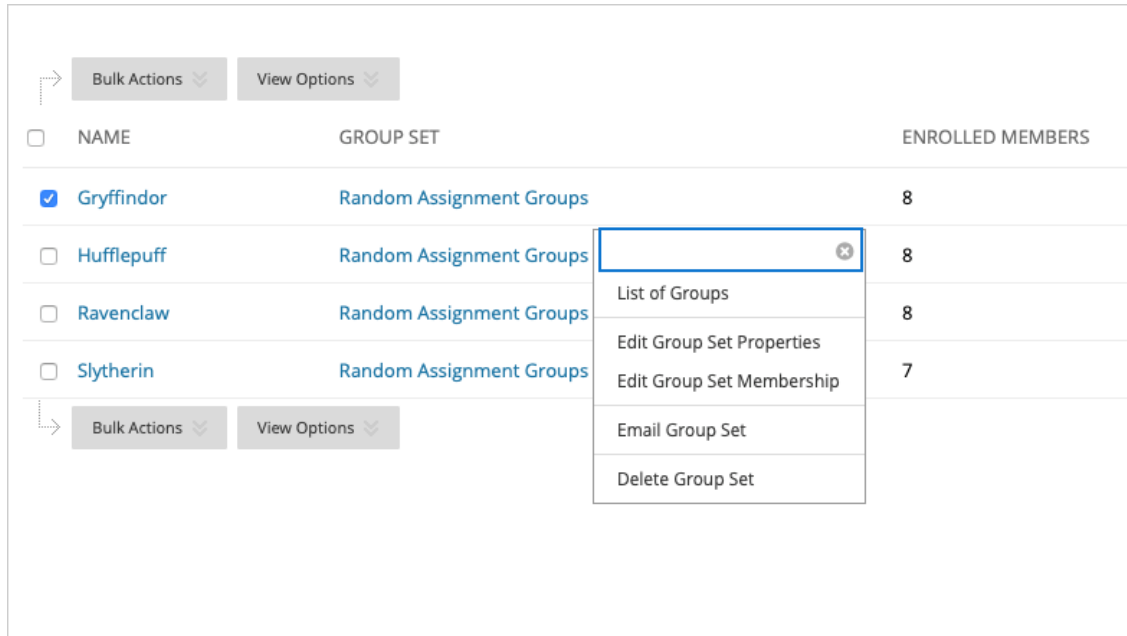
2. How are students assigned?



ELC Tutorial on Groups: <https://jan.ucc.nau.edu/d-elc/tutorials/groups/groups.html>

# GROUPS IN BLACKBOARD

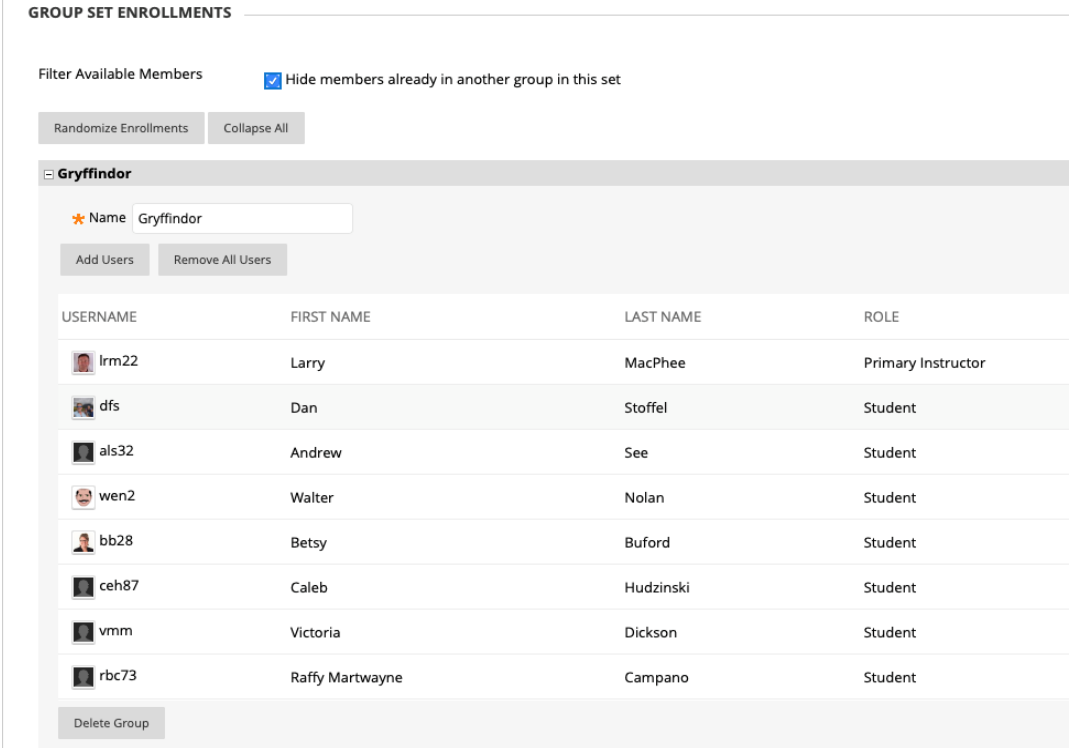
## 3. How do I change Group settings?



The screenshot shows the Blackboard Group Set management interface. At the top, there are 'Bulk Actions' and 'View Options' buttons. Below is a table with columns: NAME, GROUP SET, and ENROLLED MEMBERS. The table lists four groups: Gryffindor, Hufflepuff, Ravenclaw, and Slytherin, all under the 'Random Assignment Groups' set. A context menu is open for the 'Hufflepuff' group, showing options: List of Groups, Edit Group Set Properties, Edit Group Set Membership, Email Group Set, and Delete Group Set.

NAME	GROUP SET	ENROLLED MEMBERS
<input checked="" type="checkbox"/> Gryffindor	Random Assignment Groups	8
<input type="checkbox"/> Hufflepuff	Random Assignment Groups	8
<input type="checkbox"/> Ravenclaw	Random Assignment Groups	8
<input type="checkbox"/> Slytherin	Random Assignment Groups	7

## 4. How do I manage Group enrollments?



The screenshot shows the 'GROUP SET ENROLLMENTS' interface for the 'Gryffindor' group. It includes a 'Filter Available Members' section with a checked option 'Hide members already in another group in this set'. Below are 'Randomize Enrollments' and 'Collapse All' buttons. The main section shows a list of users enrolled in the group, with columns for USERNAME, FIRST NAME, LAST NAME, and ROLE. A 'Delete Group' button is at the bottom.

USERNAME	FIRST NAME	LAST NAME	ROLE
lrm22	Larry	MacPhee	Primary Instructor
dfs	Dan	Stoffel	Student
als32	Andrew	See	Student
wen2	Walter	Nolan	Student
bb28	Betsy	Buford	Student
ceh87	Caleb	Hudzinski	Student
vmm	Victoria	Dickson	Student
rbc73	Raffy Martwayne	Campano	Student

## 5. How do I grade group work? (Grade Center/Needs Grading)

[https://help.blackboard.com/Learn/Instructor/Assignments/Grade\\_Assignments/Grade\\_Group\\_Assignments](https://help.blackboard.com/Learn/Instructor/Assignments/Grade_Assignments/Grade_Group_Assignments)

# QUESTION POOLS



Pools

**Build Pool** **Import Pool**

NAME	NUMBER OF QUESTIONS
Venus and Earth	6

Edit  
Export  
Copy

Pool Canvas: Venus and Earth

**Create Question** **Find Questions** **Upload Questions** Question Settings

Description  
Instructions  
Total Questions 6  
Total Points 0  
References [Click here to see a list of the tests that reference this pool in a random block.](#)

Search current re Go **Criteria Summary**

Question types All Pool Questions

**Browse Criteria**

View Reset to Default

Displaying 1 to 6 of 6 items

QUESTION TEXT	QUESTION TYPE	DEFAULT POINTS
Venus is:	Multiple Choice	1
Venus' surface is best described as:	Multiple Choice	-
Which best describes Venus:	Multiple Choice	-
What characteristics do Venus:	Multiple Choice	-
If no plants existed on Earth would use up all the ox...	Multiple Choice	-
One of our planet's less ob...	Multiple Choice	-

Edit

Video: <https://youtu.be/YICiXLeJEb0>



# ASSESSMENT: SAFEASSIGN

- SafeAssign compares submitted assignments against a set of academic papers and Internet sources to identify areas of overlap between the submitted assignment and existing works.
- Originality reports provide detailed information about the matches found between a student's submitted paper and existing sources.
- Both instructors and students can use the report to review assignment submissions for originality and create opportunities to identify how to properly attribute sources.\*

\*Fun fact: all of the text on this slide was lifted from Blackboard's site (they're cool with it), and SafeAssign marked it as 100% matching. ([https://help.blackboard.com/SafeAssign/Instructor/Get\\_Started](https://help.blackboard.com/SafeAssign/Instructor/Get_Started))

# ASSESSMENT: SafeAssign

To enable SafeAssign, open **Submission Details** on the Assignment, and select **Check submissions for plagiarism using SafeAssign**

**GRADING**

★ Points Possible  
50

Associated Rubrics  
Add Rubric

Name	Type	Date Last Edited	Show Rubric to Students
<a href="#">Submission Details</a>			
<a href="#">Grading Options</a>			
<a href="#">Display of Grades</a>			

**AVAILABILITY**

Number of Attempts  
Unlimited Attempts

Score attempts using  
Last Graded Attempt

**Plagiarism Tools**

☒ Check submissions for plagiarism using SafeAssign

Although SafeAssign officially supports only English, clients are welcome to use SafeAssign with languages other than English. SafeAssign has no technical limitations that preclude using it with other languages. See [Blackboard Help](#) for more information.  
If SafeAssign is enabled with Anonymous Grading, SafeAssign Originality Reports will be hidden from Instructors until Anonymous Grading is disabled. However, Students may still be able to see SafeAssign Originality Reports depending on the state of the "Allow students to view SafeAssign originality report for their attempts" setting.

☒ Allow students to view SafeAssign originality report for their attempts  
☐ Exclude submissions from the Institutional and Global References Databases

[Grading Options](#)

# ASSESSMENT: SAFEASSIGN

- Students must agree to have their work submitted to the Global Reference Database
- If selected by the instructor during Assignment setup, students may view their own SafeAssign Originality Report by reviewing their assignment submission

Attach Files

Browse My Computer Browse Content Collection Browse Cloud Storage

Attached files

File Name	Link Title	
space_force_06-07-2020.docx	space_force_06-07-2020	Do not attach

SafeAssign accepts files in .doc, .docx, .docm, .ppt, .pptx, .odt, .txt, .rtf, .pdf, and .html file formats only. Files of any other format will not be checked through SafeAssign.

Plagiarism Tools

☒ I agree to submit my paper(s) to the Global Reference Database

Review Submission History: SafeAssign #1 - Movie Review

Assignment Instructions	Assignment Details
1 / 1	GRADE LAST GRADED ATTEMPT /50
	ATTEMPT 6/18/20 9:25 AM /50
	SafeAssign 6% overall match
	Submission space_force_06-07-2020.docx
	OK Start New

B -  
Space Force  
Created By: Steve Carell, Greg Daniels  
Netflix  
6/7/20 Issue  
Dan Stoffel

# ASSESSMENT: SAFEASSIGN

The **Originality Report** highlights phrases that have been found elsewhere – electronic journals, web pages, and other student papers from NAU (Institution Database) and other schools (Global Database)

Blackboard

SafeAssign Originality Report

SafeAssign • SafeAssign #1 - Movie Review • Submitted on Thu, Jun 18, 2020, 9:25 AM

[View Originality Report - Old Design](#)

Dan Stoffel\_PreviewUser

View Report Summary

① B - Space Force

Created By: ② Steve Carell, Greg Daniels

Netflix

6/7/20 Issue

Dan Stoffel

When the creation of a "space force" was first mentioned back in 2018, there was a lot of snickering. It was fun for a laugh, the way other things happening a couple of years ago may still have been kind of funny. Whatever. "Space Force." What a yuk. Well, they had the last laugh -- or at least the next one -- when Space Force was officially launched this past December as the sixth branch of the US military, with a Star Trek rip off logo and everything. Even the font and that iconic piano note! Check out their new recruitment video. (Seriously, take 30 seconds to watch it: <https://www.spaceforce.mil>)

So when it was announced that Steve Carell and Greg Daniels had a new Netflix comedy called Space Force, there was hope. These are, after all, the respective star and creative force behind the American version of The Office. And look! There are other bigly stars like John Malkovich, Lisa Kudrow and Noah Emmerich. This has got to be good, right?

"Good" might be too strong a word but the inaugural season's first 10 episodes leave room for

Word Count:

Submitted on:

Submission UUID:

Attachment UUID:

437

06/18/20

69d46f3d-9c43-e1a6-ba03-1881d8a82487 9f098c96-5b68-a55f-5f8d-2680fd47df8a

Sources

INCLUDED SOURCES

Internet (2) 6 %

② wikipedia

① military

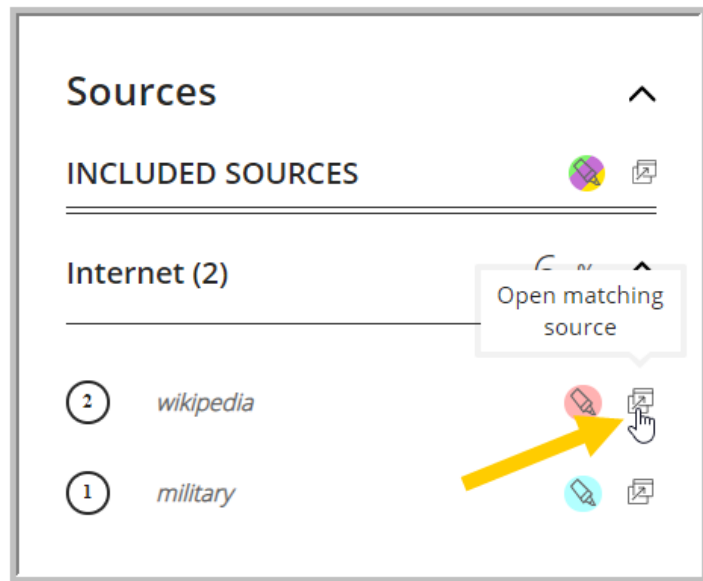
Top sources

② wikipedia 5%

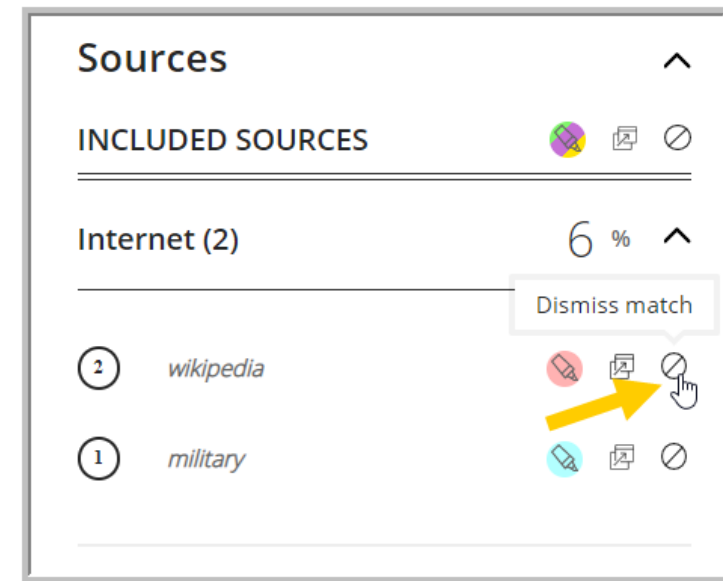
① military 1%

# ASSESSMENT: SAFEASSIGN

Click **Open matching source** in the Originality Report to see the text in its original context



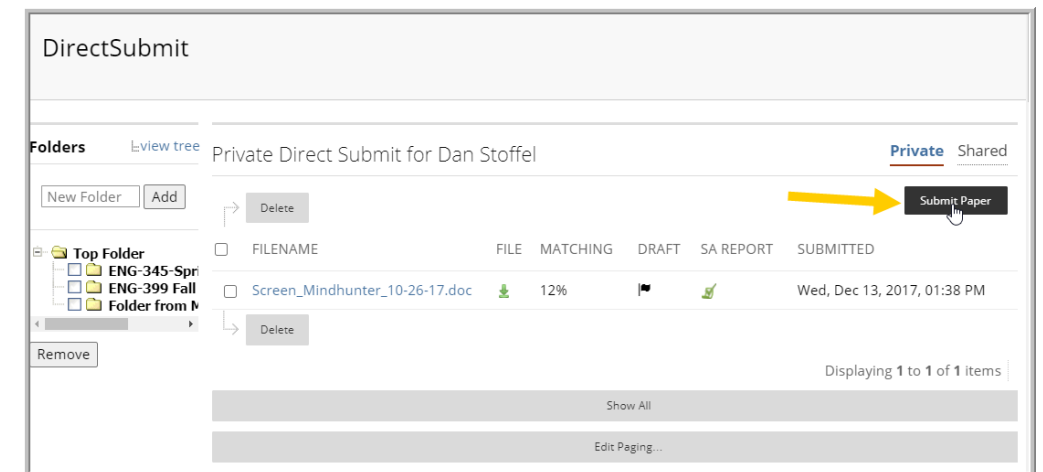
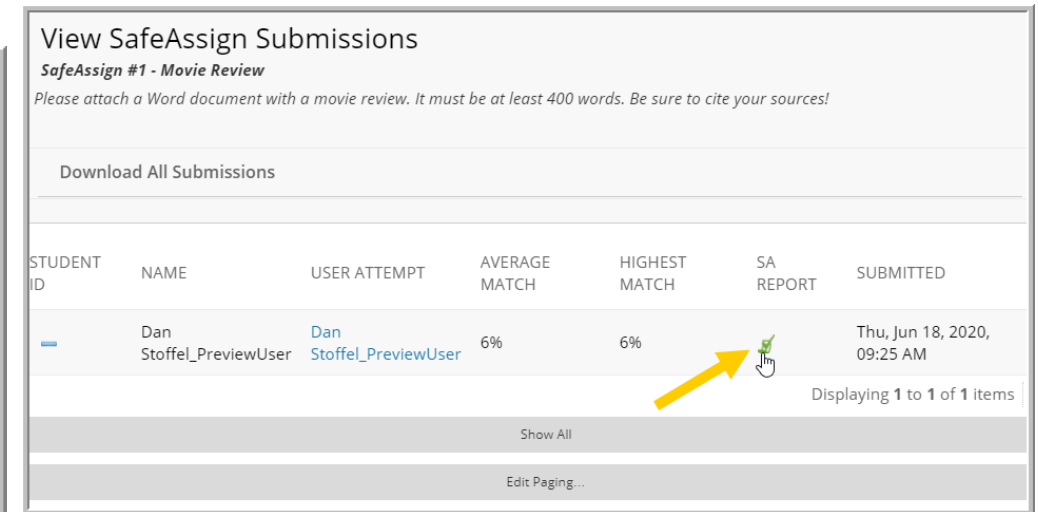
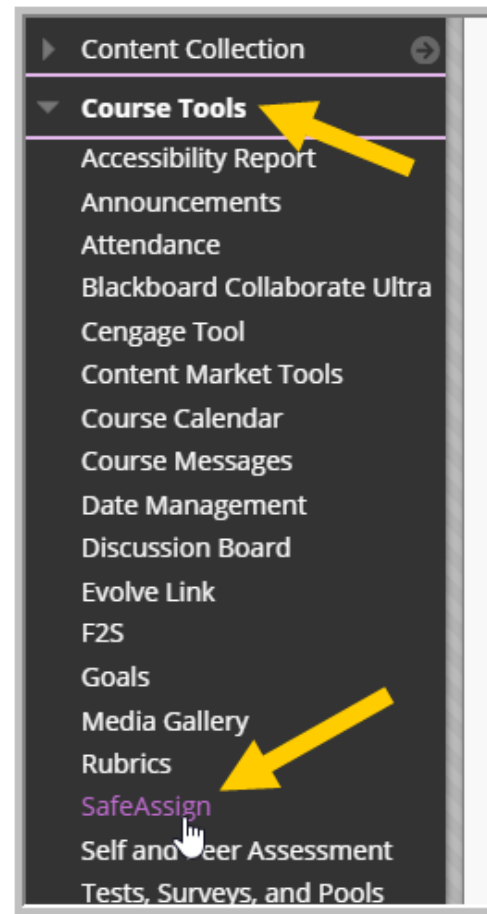
Click **Dismiss match** if the match is incidental and not an academic integrity concern





# ASSESSMENT: SAFEASSIGN

- Access the SafeAssign tool from **Course Tools**; view all SafeAssign submissions and access originality reports in one place
- Use **DirectSubmit** to upload papers or text directly (e.g., if the student emails their paper, or to check discussion post text)



# ASSESSMENT: SAFEASSIGN

## Tips

- Set up an ungraded Draft Assignment (select: **Exclude submissions from the Institutional and Global References Databases**) to allow students to check *and correct* their own work before submitting for a grade
- Use SafeAssign as an **educational** tool, not a **punitive** one (especially for lower-division students)
- Don't worry too much about the % **overall match** numbers – SafeAssign can't really tell when something is cited correctly
- More information and help:  
<https://help.blackboard.com/SafeAssign/Instructor>



# TOOLS TO HELP DESIGN EQUITABLE ASSESSMENTS

## Tests and Quizzes on Bb learn

- Pools for exams in BbLearn
  - **Link to a Black Board Help article and video about creating test pools:** [https://help.blackboard.com/Learn/Instructor/Tests\\_Pools\\_Surveys](https://help.blackboard.com/Learn/Instructor/Tests_Pools_Surveys)
- Auto feedback for exam questions in Bb Learn
  - **This is a link to a Black Board Help article about question settings:** [https://help.blackboard.com/Learn/Instructor/Tests\\_Pools\\_Surveys/Question\\_Settings](https://help.blackboard.com/Learn/Instructor/Tests_Pools_Surveys/Question_Settings)
- Webinars on Faculty development's website:
  - **Creating "Cheat Proof" Online Tests Webinar:** <http://www.kaltura.com/tiny/c2zm1>
  - **Redesigning Your Online Exams Webinar:** <http://www.kaltura.com/tiny/2pjxt>

## Assignments

- Rubrics in Bb Learn
  - **e-Learning article and video to help you create rubrics within Bb Learn:** <https://jan.ucc.nau.edu/d-elc/tutorials/rubrics/rubrics.html>
- Creating group assignments in Bb Learn
  - **Link to a Black Board help article on grading group assignments:** [https://help.blackboard.com/Learn/Instructor/Assignments/Grade\\_Assignments/Grade\\_Group\\_Assignments](https://help.blackboard.com/Learn/Instructor/Assignments/Grade_Assignments/Grade_Group_Assignments)
- Safe Assign in Bb Learn

# Q & A

To ask a question, you can use the **chat feature** or **raise your Zoom hand**.

**Samantha** *NAU Online*

**Larry** *e-Learning*

**Dan** *Information Technology Services*



# THANK YOU!

Session	Day	Time
Alternative Assessments in the NAUFlex Learning Environment	Wednesday, June 24	10:00-11:00
NAUFlex Classroom Management	Thursday, June 25	9:00-10:00
	Friday, June 26	10:00-11:00
NAUFlex Course Design Workshop (4-day facilitated online workshop)	Multiple Dates See registration.	

[nau.edu/facdev](https://nau.edu/facdev)

Register for upcoming  
events

NAUFlex FAQs at [nau.edu/nauflex](https://nau.edu/nauflex)

[LMS-Faculty-Help@nau.edu](mailto:LMS-Faculty-Help@nau.edu)